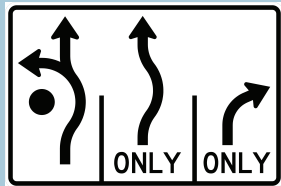


Obey Signs & Markings

As you approach a roundabout it is important to pay attention to signs and arrows, especially in multi-lane roundabouts. Signage will help you determine which lane to use before you enter a roundabout.



Roundabout ahead, slow down!



At multi-lane roundabouts, advance guide signs will indicate which lane to select before you enter the roundabout.



Yield to traffic circulating inside the roundabout and wait for a safe gap to enter.



Roundabout traffic travels one-way.

Questions or Concerns:

Regarding Traffic Violations:

Ann Arbor Police Dept.	(734) 794-6940
Washtenaw County Sheriff	(734) 971-8400
Michigan State Police	(810) 227-1051
Pittsfield Police Dept.	(734) 822-4911


For more about Roundabouts:

Washtenaw Co. Rd. Commission (734) 327-6679
www.wcroads.org/roundabouts



The Rules of Roundabouts

How to avoid common mistakes when traveling Washtenaw County's roundabouts.



Common Roundabout Mistakes

When approaching a roundabout, it is important to pay attention to traffic signs and pavement markings. Ignoring them can lead to fender benders and land you a traffic citation.

Here are the three common mistakes to avoid when navigating a roundabout:

1. Entering a roundabout without yielding to circulating traffic (failure to yield)

Yield signs are posted at a roundabout's entries to designate the right-of-way. At roundabouts, traffic circulating inside the roundabout always has the right of way.

When approaching a roundabout, slow down, yield to traffic circulating inside the roundabout, stop if necessary and only enter when there is a safe gap in circulating traffic. Never merge into a roundabout assuming others will slow down for you to "fit in". Always wait for a safe gap to enter.

2. Crossing a lane of traffic to get to your exit

At multi-lane roundabouts (two or more circulating lanes, e.g., State @ Ellsworth), it is important to get into the correct lane *before* you enter the roundabout.

As you approach a roundabout you will see signage that will instruct you which lane to select. You will also see arrows on the pavement designed to guide you into the correct lane before entering.

Turning from the wrong lane from within a roundabout disrupts the flow of traffic, and can cause a side-swipe collision.

If you enter the roundabout in the incorrect lane, exit the roundabout from the lane you selected, make a legal turn around, and re-enter the roundabout in the correct lane.

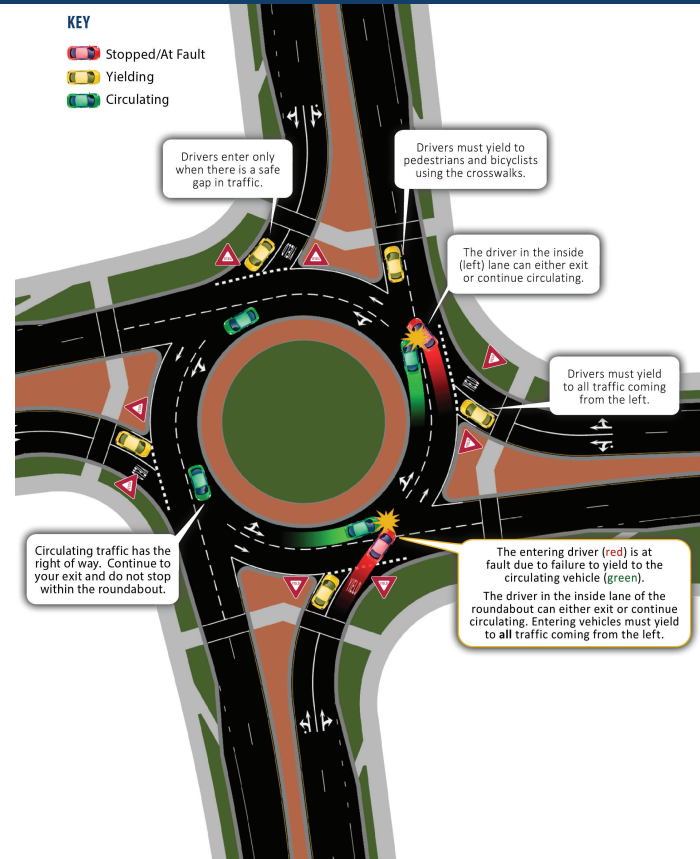


Diagram courtesy of Ourston Roundabout Engineering

3. Unnecessarily stopping inside the roundabout

Stopping while circulating inside the roundabout increases your chance of a rear-end collision and disrupts the flow of traffic. Remember, circulating traffic always has the right of way in a roundabout. Only stop inside of the roundabout to avoid a collision.

If an emergency response vehicle has their lights and sirens on, exit the roundabout first and then pull over to the side of the road.

Common Citations

Failure to Yield

257.649 Right-of-way; rules; violation as civil infraction. Sec. 649.

“(4) The driver of a vehicle approaching a yield sign, in obedience to the sign, shall slow down to a speed reasonable for the existing conditions and shall yield the right of way to a vehicle in the intersection...”

Failure to yield to pedestrians at dedicated crosswalks, and to motorists circulating inside the roundabout, is a civil infraction that can result in a fine of \$100 AND two points on your driving record. You do not need to be involved in a collision to receive a failure to yield citation. Always be patient when attempting to enter a roundabout. Wait for a safe gap before entering. At a multi-lane roundabout, you must yield to BOTH lanes and only enter when both lanes are clear. In a multilane roundabout, both lanes are permitted to exit the roundabout.

Improper Lane Use

257.642 Roadway divided into 2 or more marked lanes; applicable rules; designation as HOV lane; restrictions; exceptions; violation as civil infraction

(1) When a roadway has been divided into 2 or more clearly marked lanes for traffic, the following rules in addition to all others consistent with this act apply:(a) A vehicle shall be driven as nearly as practicable entirely within a single lane and shall not be moved from the lane until the operator has first ascertained that the movement can be made with safety.

Turning from the wrong lane inside a roundabout is considered a moving violation for improper lane usage. This can result in a civil infraction with a **fine of \$100 AND two points** on your driving record. You do not need to be involved in a collision to receive a moving violation citation.

As with any intersection, you must choose the proper lane *before* entering a roundabout. Lane selection at a roundabout is similar to a traditional intersection: Keep left to turn left, keep right to turn right. Remember to pay attention to signage and pavement markings which will indicate which lanes may be used to turn or continue straight through a roundabout. Never change lanes when traveling inside the roundabout!