2016

ANNUAL MEETING

BRIDGEWATER TOWNSHIP

COMMISSIONERS
DOUGLAS E. FULLER
CHAIR
BARBARA RYAN FULLER
VICE-CHAIR
WILLIAM McFARLANE
MEMBER

WASHTENAW COUNTY
BOARD OF COUNTY ROAD COMMISSIONERS
555 NORTH ZEEB ROAD
ANN ARBOR, MICHIGAN 48103
WWW.WCROADS.ORG

ROY D. TOWNSEND, P.E.
MANAGING DIRECTOR
SHERYL SODERHOLM SIDDALL, P.E.
DIRECTOR OF ENGINEERING
COUNTY HIGHWAY ENGINEER
JAMES D. HARMON, P.E.
DIRECTOR OF OPERATIONS
TELEPHONE (734) 761-1500
FAX (734) 761-3737

Dear Bridgewater Board of Trustees:

We would like to thank all the Townships for last year's support in assisting the Road Commission complete numerous successful road improvement projects. Without your assistance most of the local road improvements would not have been possible. We are also pleased to provide Bridgewater Township Officials with our 2016 Annual Local Road Program. In addition, we have included a few other updates on our activities and major project initiatives in your Township.

Our Annual Meeting Booklet includes cost summaries of 2015 expenditures in your township. Also, to assist townships in determining the level of local road improvements that you are willing to entertain, we have provided the following items.

1. 2016 Local Road Program and Matching Fund Allocations
2. A Summary of 2015 Maintenance and Project Activities
3. Proposed 2016 Local Road Projects and Dust Control Program
4. 2016 Road & Bridge Improvement Projects
5. PA 283 Projects for 2016
6. Michigan's New Road Funding Summary

Please note **May 20** is the commitment due date for this year's 2016 Local Road Program. Your timely response and participation is essential to successfully accomplish this year's program.

We annually look forward to this opportunity to discuss common issues with the Township Officials and your citizens as we seek solutions to the challenges that we face. If you have any immediate concerns related to the attached information, please feel free to contact me at 327-6662 or our Directions of Operations, Jim Harmon at 327-6653.

Very truly yours,

Roy D. Townsend

Roy D. Townsend, P.E
Managing Director

RDT:amw

WASHTENAW COUNTY ROAD COMMISSION
2016 LOCAL MATCHING PROGRAM

The Washtenaw County Road Commission is anticipating it will receive $17,900,000 in Michigan Transportation Fund (MTF) revenues for 2015. The Road Commission is anticipating the same amount of MTF revenues for 2016.

The Road Commission has recognized that local road funds are inadequate to maintain the 1,064 centerline miles of local roads in Washtenaw County; the Road Commission has historically transferred funds from the Primary Road Fund to the Local Road Fund, even though this transfer severely limits maintenance activity on our primary road system.

A summary of our 2016 budget as approved by the Board of Road Commissioners at its regular meeting on December 1, 2015 (RC15-469) is provided as follows.

2016 Road Commission Budget

Revenues

Michigan Transportation Fund	$ 17,900,000
Federal/ State Funds	$ 13,707,000
Trunkline Maintenance	$ 2,378,000
Township Contributions	$ 3,750,500
Other Contributions	$ 5,216,000
Miscellaneous Income	$ 1,640,000
Total	$ 44,592,500

Expenditures

Administration	$ 1,061,000
Operations	$ 8,715,000
Engineering	$ 2,771,000
Non-Departmental	$ 7,217,000
Debt Service	$ 1,306,000
Road Improvement Program	$ 24,989,000
Total	$ 46,058,000

Matching Funds

The Road Commission has allocated a total of $500,000 in 2016 for the conventional Local Road Matching Program. This consists of a countywide allocation of $423,077 for matching programs on local roads in all twenty townships based on the distribution formula used by the Michigan Department of Transportation to allocate local road funds to the 83 counties of Michigan. In addition to this, recognizing the fact that the urban local roads receive a higher allocation of Michigan Transportation Funds, $76,923 is allocated based on the amount of urban local miles within eligible townships. Ann Arbor, Augusta, Dexter, Lima, Lodi, Northfield, Pittsfield, Salem, Saline, Scio, Superior, Sylvan, Webster, York and Ypsilanti Townships are within the urban area and are eligible for these additional matching funds.

The Road Commission has allocated $200,000 for the 2016 Drainage Matching Program for local uncurbed, non-subdivision roads. The Road Commission has recognized the need for directing more resources towards improving the drainage along our local roads. The drainage matching program is in addition to the conventional local road matching program available to the Townships. Some of the key features of drainage matching program include:

- Funding distribution is based on the total uncurbed, non-subdivision local road centerline mileage for each township
- Eligible work activities are limited to uncurbed, non-subdivision local roads
- Eligible work activities include roadside berm removal, ditch establishment & restoration, large culvert or bridge replacement

TOWNSHIP	2015 CONVENTIONAL LOCAL ROAD MATCHING PROGRAM	2016 CONVENTIONAL LOCAL ROAD MATCHING PROGRAM	2015 DRAINAGE MATCHING PROGRAM	2016 DRAINAGE MATCHING PROGRAM
Salem	$ 16,373	$ 16,425	$ 10,493	$ 10,493
Northfield	24,916	25,002	13,732	13,732
Webster	17,714	17,770	11,792	11,792
Dexter	15,974	16,023	6,932	6,932
Lyndon	11,956	11,995	10,048	10,048
Sylvan	13,731	13,443	11,489	11,489
Lima	15,393	15,447	12,745	12,745
Scio	37,857	37,425	7,157	7,157
Ann Arbor	10,759	10,580	3,833	3,833
Superior	31,537	31,412	8,793	8,793
Ypsilanti	104,199	104,177	5,924	5,924
Pittsfield	68,504	68,741	4,669	4,669
Lodi	22,538	22,623	12,879	12,879
Freedom	13,526	13,575	13,684	13,684
Sharon	10,406	10,442	9,971	9,971
Manchester	14,268	14,316	13,176	13,176
Bridgewater	11,725	11,765	11,481	11,481
Saline	9,471	9,504	8,125	8,125
York	27,101	27,206	8,521	8,521
Augusta	22,054	22,127	14,554	14,554
	$ 500,000	$ 500,000	$ 200,000	$ 200,000

*Totals do not equal sum of individual allocations, because of rounding

The WCRC Matching Program is subject to the following conditions:

a) Township Assistance

In order to allow local road improvements to proceed in a timely manner, townships are asked to assist Road Commission personnel in acquiring necessary tree removal and grading permits, holding public hearings and coordinating any necessary citizen contacts.

b) (b) Project Overruns

Road Commission staff will provide an estimated cost for each individual project to be included within the agreement between the township and the Road Commission. If, prior to beginning an individual project, it is determined that the original cost estimate will not cover project costs, the Road Commission will notify the township to determine, if the township desires to proceed with the project with a reduced scope or an additional funding commitment. Budgets are closely monitored on each project and every effort is made to avoid overruns. Any unexpected project cost overrun shall be taken from any

unexpended funds remaining in that township's total township agreement. If the overrun exceeds the total township agreement, the Road Commission may bill the township up to an additional 10 percent of the total agreement amount with the township. At the township's option, such overruns can be taken from the following years matching funds.

c) Billing Procedures

As has been the practice for the past several years, the first 40 percent of the total Matching Program for construction and heavy maintenance projects will be due in June or 30 days from receipt of the first invoice. A second 40 percent will be due in August or 30 days from receipt of the second invoice. A final billing will be due in December or 30 days from receipt of final invoice. Any credits due townships will be returned at the time of final billing or credited to the following year, as determined by the township. The above billing methods apply only to those projects considered to be construction and heavy maintenance and does not apply to dust control which will be billed at cost to the date at time of billing.

d) Administrative Fee

In addition to direct costs, the Washtenaw County Road Commission will charge an 8% administrative fee on all township improvement projects on local roads. The overhead charge is intended to cover costs not directly attributable to the individual project. The administrative fee is not charged for seasonal dust control or work performed by non-road commission crews.

e) Primary Road Matching

Any township board may, at their option, request that a part or all of their allocated matching WCRC funds, along with an equal amount of township funds, be used on a Primary Road Project within their township boundaries.

f) Reallocation of Funds

Any township that has not notified the WCRC of their intent to utilize matching funds by May 20, 2016 will forfeit all rights to the use of the matching money. The WCRC will determine the amount of unused matching funds and reallocate these funds to primary road maintenance.

g) Local Road and Bridge Planning /Engineering Projects

The Road Commission provides planning and engineering services for local road and bridge projects. If the township requests the Road Commission to provide these services, the township is expected to enter into an agreement with the Road Commission to reimburse the Commission for 50% of the cost for these services. Depending on the scope of the project and the amount of matching funds available to a township, these services may be eligible for the matching program.

The Road Commission recognizes that local road bridges are vital assets that require significant resources to maintain and replace. This program fosters a cooperative approach with the Townships, as we partner to renovate or replace deficient bridges. The Road Commission will continue to provide routine maintenance service and the federally mandated biennial inspections at our expense. Also, we will continue to seek federal grant funding to assist with any major renovation or replacement costs. All costs beyond the grant amounts for major renovation or replacement costs on local bridge

projects will be shared equally with the townships. Available local matching funds can be utilized to cover 50% the townships share of a local road bridge project costs.

h) Shoulder Paving

If a local road is to be paved, the Road Commission will pay the cost of paving the shoulders when it is feasible. The Road Commission has agreed to assume this cost because of the enhanced safety for vehicles and non-motorized travel and reduced maintenance costs inherent in paved shoulders. This provision will not apply to subdivision streets.

i) Dust Control

Conventional matching funds can be used for dust control only for solid applications.

j) Local Matching Fund Carryover

If a township determines that they desire to carry over the funds allocated for a given year into the following year, the township must provide written notification to the Road Commission that they are requesting this carryover, and identify an eligible project for which the funds will be held. The Road Commission carry-over fund will be preserved for one year. Beyond this point the funds will be reallocated as stated in Paragraph f. The carryover option allows the township to accumulate the funds that are allocated with the previous year allocation; in other words, the carry over funds cannot exceed the previous year's allocation.

BRIDGEWATER TOWNSHIP 2015 ACTIVITIES

LOCATION	PROJECT	WCRC COST	TOWNSHIP COST	TOTAL COST
PRIMARY				
Maintenance	Roads	$ 96,929.89		$ 96,929.89
Maintenance	Winter	48,556.96		48,556.96
Maintenance	Traffic	10,045.34		10,045.34
Burmeister Rd	Crossroad Culvert	4,492.91		4,492.91
Austin Rd over Schaffer Lk Drain	Survey & PE Costs	10,564.04		10,564.04
		170,589.14		170,589.14
LOCAL				
Maintenance	Roads	$ 134,490.88		$ 134,490.88
Maintenance	Winter	39,460.45		39,460.45
Maintenance	Traffic	3,969.52		3,969.52
Local Road	Dust Control	43,185.62	9,877.40	53,063.02
Schwab Rd	Limestone	4,280.69	14,379.95	18,660.64
Willow Rd	Limestone	3,051.29	10,250.09	13,301.38
Township Wide Drainage Improvements	Drainage	5,996.62	20,144.18	26,140.80
		$ 234,435.07	$ 54,651.62	$ 289,086.69

BRIDGEWATER TOWNSHIP

PROPOSED 2016 LOCAL ROAD PROJECTS

- TOWNSHIP WIDE GRAVEL

  Work to include the application of a 22a gravel surface on gravel-surfaced local roads with associated dust control on various local roads within the township. Locations to be determined by the Township Supervisor (or designee) and District Foreman. Estimated cost of $14.25 per ton includes all labor, equipment and material costs.

  The township may establish a “not to exceed” cost.

- TOWNSHIP WIDE LIMESTONE

  Work to include the application of a 23a limestone surface on limestone-surfaced local roads with associated dust control on various local roads within the township. Locations to be determined by the Township Supervisor (or designee) and District Foreman. Estimated cost of $17.66 per ton includes all labor, equipment and material costs.

  The township may establish a “not to exceed” cost.

- TOWNSHIP WIDE DITCHING

  Work to include ditching on various local roads within the township. Locations to be determined by the Township Supervisor (or his designee) and District Foreman.

  The township can establish a “not to exceed” cost

WASHTENAW COUNTY ROAD COMMISSION

2016 DUST CONTROL

MATERIAL	COST/GALLON APPLIED
Contract Brine	$0.1575

BRIDGEWATER TOWNSHIP

38.68 miles certified local gravel roads

Contract Brine

(Recommended application rate – 2,000 gallons per mile)

Two Solid Applications 163,960 gallons = $ 25,823.70

Includes an additional third pass wide on Kies, Austin to Clinton
Includes an additional third pass wide on Allen, Hogan to Clinton

For Information Only

2015 Use: 150,800 gallons Contract Brine
(2 solid applications)

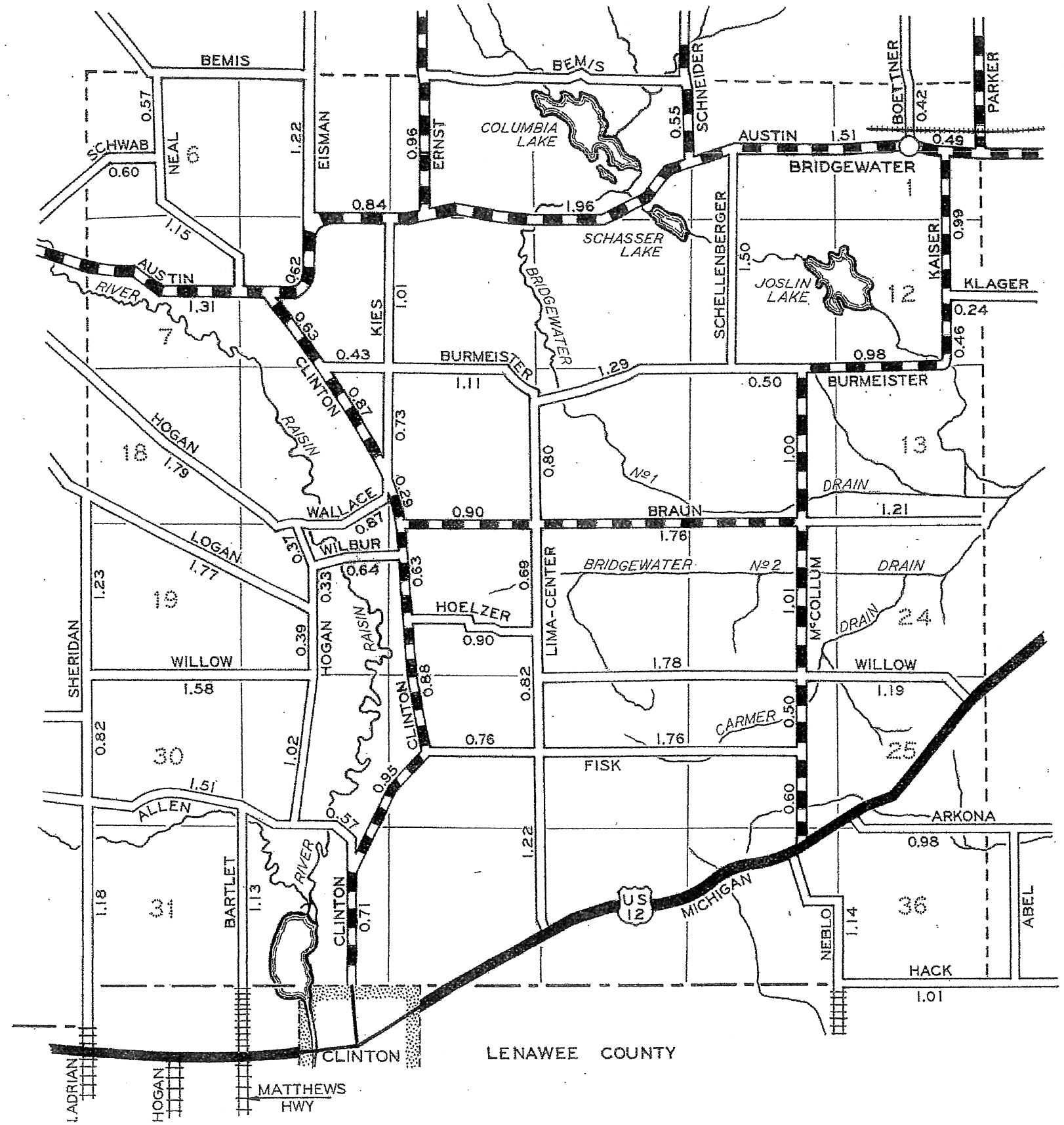

LEGEND

COUNTY LINE

CORPORATE LIMITS

STATE TRUNKLINE

COUNTY PRIMARY

COUNTY LOCAL

AJACENT COUNTY

CITY OR VILLAGE STREET

PRIMARY ROAD SYSTEM IS 21.40 MILES

LOCAL ROAD SYSTEM IS 40.23 MILES

I HEREBY CERTIFY THAT THE ROADS SHOWN HEREON BY SYMBOL OR IN RED AS PRIMARY ROADS AND THOSE SHOWN HEREON BY SYMBOL OR IN GREEN AS LOCAL ROADS ARE IN USE AND ARE UNDER THE JURISDICTION OF THE COUNTY ROAD COMMISSION.

CHAIRMAN DATE

BRIDGEWATER

N W E S

SCALE 0 ½ 1 MILE

One Inch Equals 3000 Ft.

Prepared by
R.E.G.

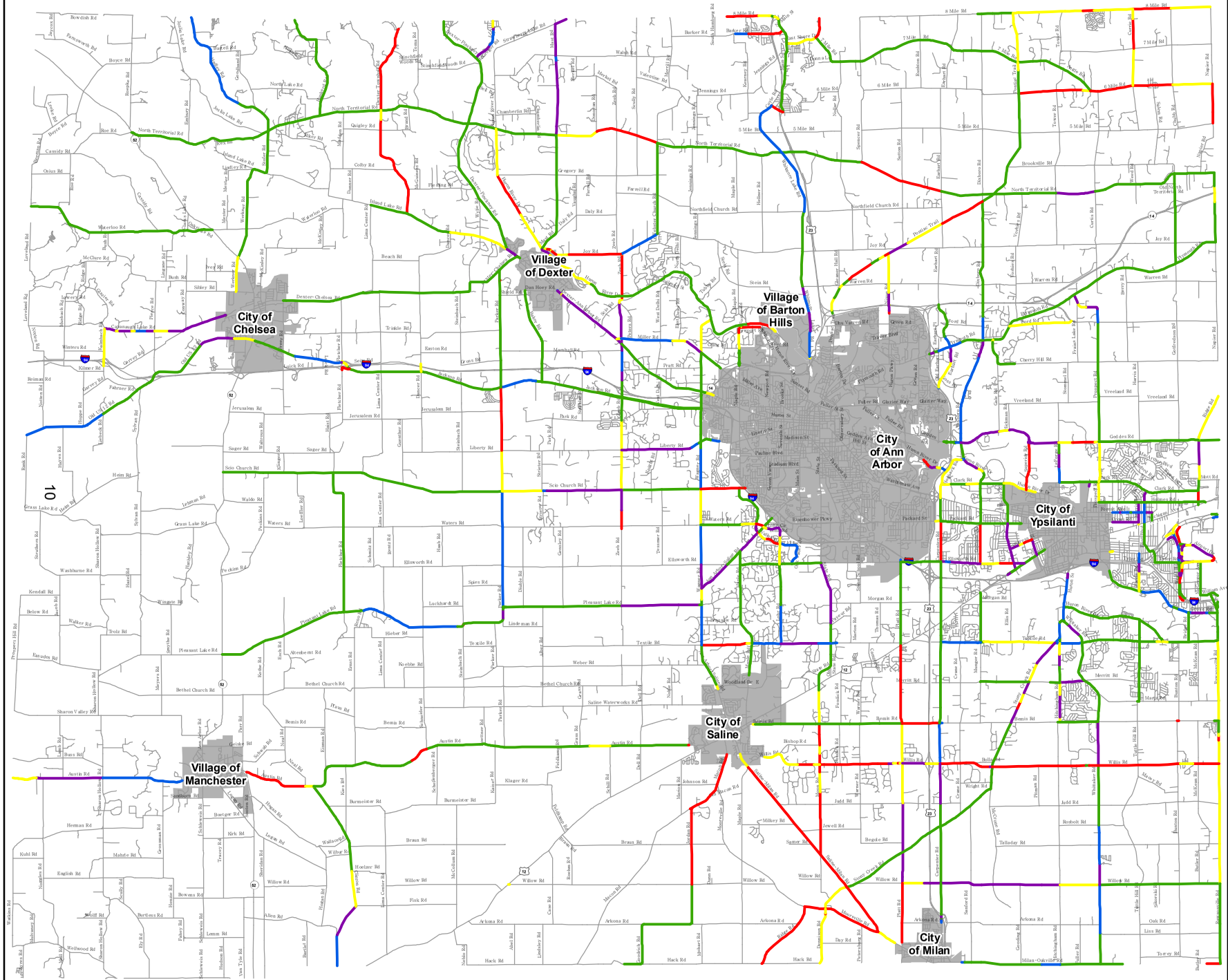

Federal Aid Eligible Paved Roads

2014 Pavement Surface Evaluations and Ratings (PASER)

- 10 - New construction
- 9 - Like new condition, recent overlay, no defects.
- 8 - Occasional transverse crack, all cracks tight.
- 7 - First signs of aging. Transverse cracks 10'-40' apart. No raveling or rutting. Few, if any patches.
- 6 - Shows signs of aging, sound structural condition. First signs of block cracking. Slight raveling, polishing, flushing. No rutting.
- 5 - Surface aging, sound structural condition. Cracks open > 1/2". First signs of cracking at edges. Some patching and wedging. Moderate/severe raveling.
- 4 - Significant aging and first signs of need for strengthening. Longitudinal cracking in wheelpath. Rutting 1/2" - 1" deep. Patching in fair condition.
- 3 - <25% alligator cracking. Moderate rutting 1"-2" deep. Severe block cracking. Occassional pothole. Cracks showing erosion.
- 2 - Severe deterioration. >25% alligator cracking. Severe rutting >2". Closely spaced cracks with erosion. Potholes frequent.
- 1 - Loss of surface integrity. Extensive surface distress.

0 1 2 Miles

N

Date: March 01, 2016

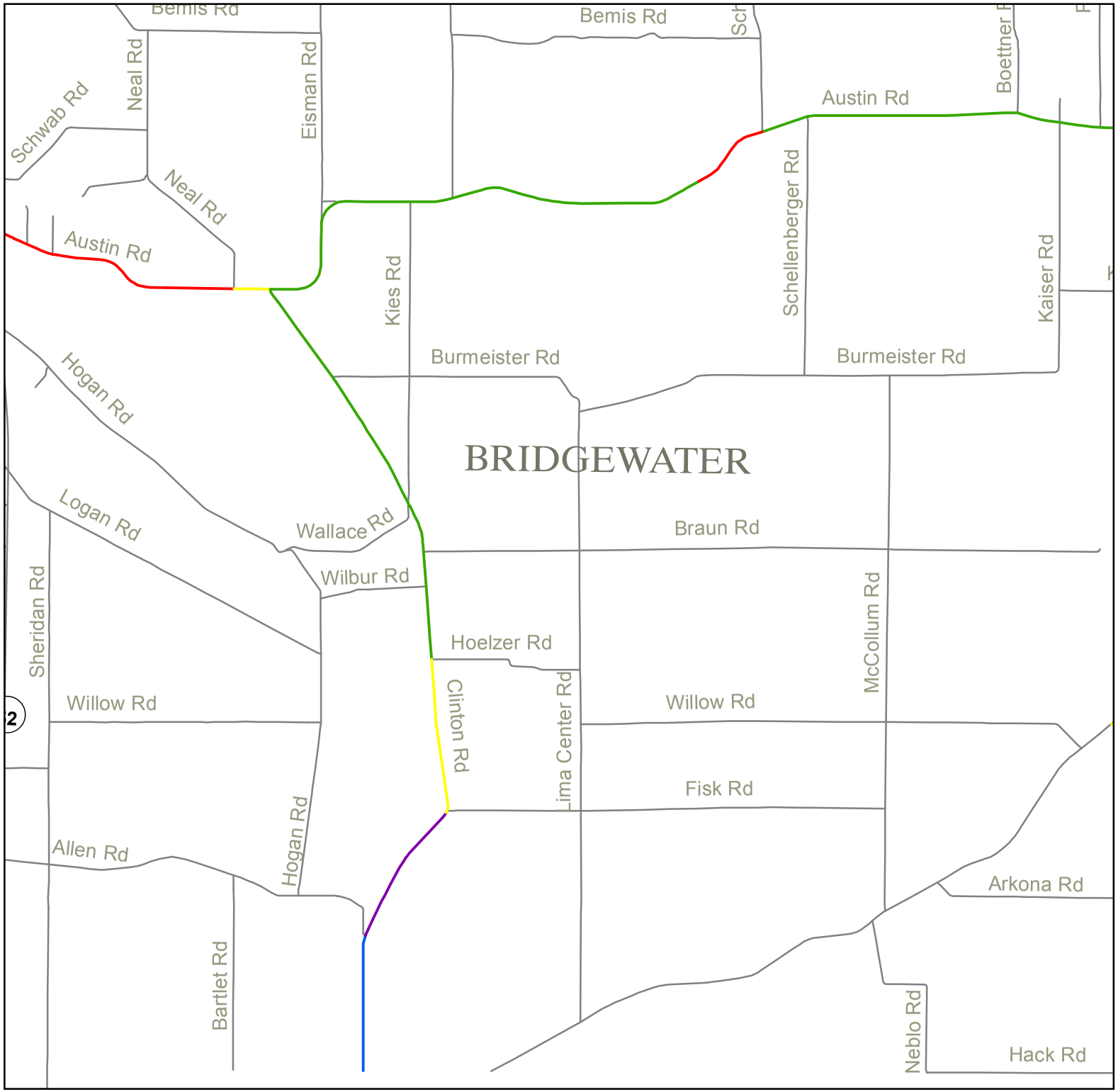

Federal Aid Eligible Paved Roads

2014 Pavement Surface Evaluations and Ratings (PASER)

- Crack Seal - Rating 6-10
- Sealcoat - Rating 5
- Overlay - Rating 4
- Mill/Overlay - Rating 3
- Reconstruct - Rating 1-2

Bridgewater Township

0 0.5 1 Miles

N

Date: 03/01/2016

Note: 2014 PASER Ratings

2015 PASER Ratings Paved Local Roads & Non-Federal Aid Roads

2015 Pavement Surface Evaluations and Ratings (PASER)

Crack Seal - Rating 6 -10	0.54 miles
Sealcoat - Rating 5	0 miles
Overlay - Rating 4	0.03 miles
Mill/Overlay - Rating 3	0 miles
Reconstruct - Rating 1-2	0.52 miles

Bridgewater Township

0 0.5 1 Miles

N

Date: 03/01/2016

Note: 2015 PASER Ratings

Planned Capital Investments - Michigan Transportation Fund Obligations

Project Name	Planning Area	Project Limits	Project Type	Year	Total MTF Cost (1,000's)	Total Project Cost (1,000's)
Asset Mgmt/GIS	WCRC	Countywide	GIS/Mapping	2016-2020	$50	$50
Diesel Retrofit	WCRC	Countywide	Equipment	2016	$600	$1,000
Equipment/Fleet	WCRC	Countywide	Equipment	2016-2020	$1,625	$1,625
Facility and Grounds	WCRC Property	Countywide	Facility & Grounds	2016-2020	$375	$375
Northeast Service Center	WCRC Property	Northeast Service Center	Site Civil Design	2016	$100	$100
Overlay Program	Countywide	Countywide	Resurface	2016-2020	$0	$0
Primary Limestone/Gravel	Countywide	Countywide	Resurface	2016-2020	$500	$500
Sealcoat Program	Countywide	Countywide	Resurface	2016-2020	$1,500	$1,500
Traffic Calming Program	Countywide	Countywide	Safety	2016-2020	$0	$500
Local Bridge Program	Countywide	Countywide	Bridge	2016-2020	$500	$1,250
Primary Bridge Program	Countywide	Countywide	Bridge	2016-2020	$1,600	$1,600
Jerusalem Road Bridge	Lima	Over Mill Creek	Bridge - Preserve Deck	2016	$31	$174
Maple Road Bridge	Saline/York	Over Saline River	Bridge - Preserve Deck	2016	$25	$144
McGregor Road Bridge	Dexter	Over Portage Lake Outlet	Bridge - Replace	2016	$359	$2,060
Mooreville Road Bridge	York	Over Saline River	Bridge - Preserve Deck	2016	$33	$190
Wiard Road Bridge	Ypsilanti	Over Tyler Road	Bridge Removal	2016	$263	$1,512
Huron River Drive Bridge	Ann Arbor	Over Pittsfield-Ann Arbor Drain	Bridge - Preserve Deck	2017	$60	$250
Ridge Road Bridge	York	Over Macon Creek	Bridge - Replace	2017	$252	$1,050
Shield Road Bridge	Scio	Over Mill Creek	Bridge - Replace	2017	$466	$1,938
Superior Road Bridge	Superior	Over Huron River	Bridge - Preserve Deck	2017	$127	$531
Limestone Program - PA 283	Countywide	Countywide	Resurface	2016	$0	$0
HMA Resurfacing Program - PA 283	Countywide	Countywide	Resurface	2016	$0	$2,950
Sealcoat Program - PA 283	Countywide	Countywide	Resurface	2016	$0	$1,300
Pavement Preservation STL	Countywide	Countywide	Resurface	2016-2020	$346	$1,727
Pavement Preservation STU	Countywide	Countywide	Resurface	2016-2020	$612	$3,062
Pavement Preservation TEDF-D	Countywide	Countywide	Resurface	2016-2020	$165	$833
Resurfacing 3R STL	Countywide	Countywide	Resurface	2016-2020	$313	$1,565
Resurfacing 3R STU	Countywide	Countywide	Resurface	2016-2020	$787	$3,939
Resurfacing 3R TEDF-D	Countywide	Countywide	Resurface	2016-2020	$224	$1,115
Ann Arbor-Saline Road	Lodi	At Textile Road	Safety - Intersection	2016	$125	$625
Guardrail Upgrades	Countywide	Countywide	Safety - Roadside	2016	$95	$264
Huron Road/Whittaker Road	Ypsilanti	Stony Creek Road to I-94	Resurface	2016	$125	$625
Liberty Road	Scio	Park Road to Stag's Leap Lane	Drainage, Limestone	2016	$0	$600
Plymouth Road	Ann Arbor/Superior	Earhart Road to Ford Road	Traffic Signal Interconnect	2016	$25	$300
Prospect Road	Superior/Ypsilanti	Holmes Road to Geddes Road	Resurface	2016	$50	$250
Rawsonville Road	Augusta	Willow Road to Talladay Road	Resurface	2016	$0	$625
Scio Township SAD	Scio	Various Roads in Scio Township	Resurface	2016	$0	$600
Textile Road	Lodi	Ann Arbor-Saline Road to Maple Rd	Resurface	2016	$100	$500
Traffic Signal Backplate Installation	Countywide	Countywide	Safety - Intersection	2016	$67	$278
Whittaker Road	Ypsilanti	At Merritt Road	Safety - Roundabout	2016	$232	$982
Willis Road	Augusta	Hitchingham Road to Whittaker Road	Safety	2016	$264	$1,244
Carpenter Road	York/Pittsfield	Judd Road to Textile Road	Resurface	2017	$125	$625
Harris Road	Ypsilanti	Michigan Avenue to Holmes Road	Reconstruct	2017	$513	$1,925
Rawsonville Road	Augusta	Talladay Road to Judd Road	Resurface	2017	$0	$400
Scio Church Road	Scio/Lodi	At Wagner Road	Congestion - Roundabout	2017	$397	$960
STL	TBD	TBD	TBD	2018	$0	$0
STU	TBD	TBD	TBD	2018	$125	$625
TEDF-D	TBD	TBD	TBD	2018	$0	$0
STL	TBD	TBD	TBD	2019	$0	$0
STU	TBD	TBD	TBD	2019	$250	$1,250
TEDF-D	TBD	TBD	TBD	2019	$0	$0
STL	TBD	TBD	TBD	2020	$0	$0
STU	TBD	TBD	TBD	2020	$250	$1,250
TEDF-D	TBD	TBD	TBD	2020	$0	$0
				Totals	**$13,656**	**$46,768**

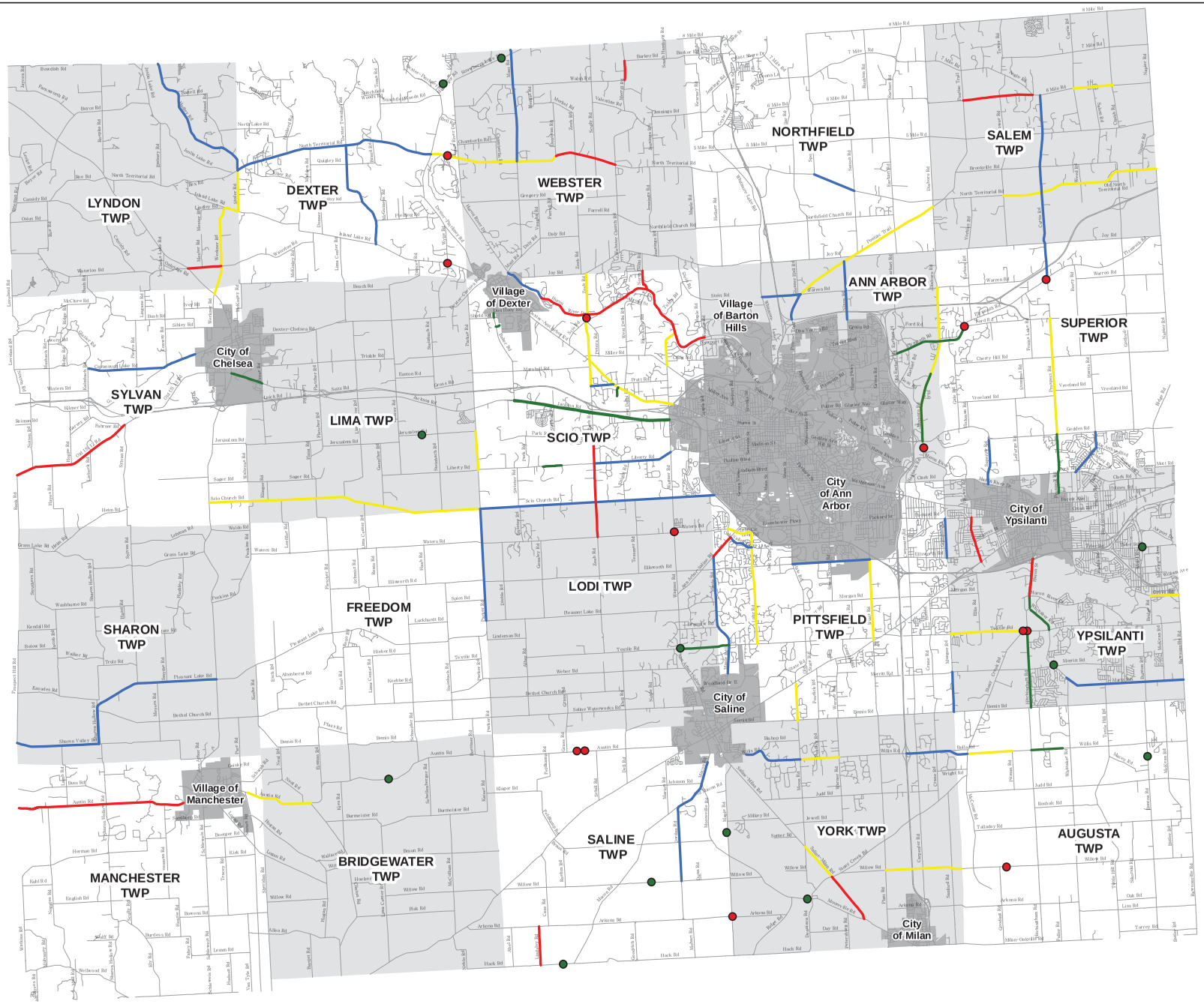

Washtenaw County Road Commission

Washtenaw County Projects 2015 - 2016

Projects

Road Commission & Federal Funds

- 2015
- 2016

PA283

- 2015
- 2016

0 1 2 4 Miles

N

2016-04 Washtenaw County Act PA 283

Road	WCC Dist	Note	Project Limits	Type of Work	Length	Est. Cost	Est. Cost-0.5
Parker Road	1		Jerusalem to Liberty	Pulverize and Overlay	1.0	$ 300,000	
Werkner, Isl Lk, Stofer	1		M-52 to North Territorial	Chipseal	3.5	$ 90,000	
North Territorial Road	1		Dexter-Pinckney to Huron River Drive	Chipseal	1.0	$ 25,000	
Zeeb Road	1		Huron River Drive to Joy	Mill and Overlay	1.1	$ 180,000	
Zeeb Road	1		Pratt to Huron River Drive	Chipseal	2.0	$ 50,000	
Scio Church Road	1	A-2	Parker to 0.7-mile west of Steinbach	Chipseal	1.7	$ 20,000	
Scio Church Road	1		M-52 to 0.7-mile west of Steinbach	Chipseal	5.5	$ 120,000	
Dexter Ann Arbor	1		Zeeb to M 14	Chipseal & Fog Seal	2.8	$ 90,000	
Wagner	1		Miller to Huron River Drive	Wedge & Chipseal	1.00	$ 40,000	$ 915,000.00
					19.55		
Pontiac Trail	2		Warren to Nixon	Spot Mill & Fill w/ Chipseal	1.5	$ 130,000	
North Territorial Road	2		Tower to Napier	Chipseal	4.5	$ 110,000	
North Territorial Road	2		Huron River Drive to Donovan	Chipseal	2.5	$ 70,000	
Pontiac Trail	2		Sutton to Dixboro	Wedge & Chipseal	2.8	$ 112,000	
Prospect Road	2		M-153 to Geddes	Chipseal	3.0	$ 75,000	
Prospect Road	2		Geddes to Clark	Mill & Overlay	1.0	$ 150,000	
Dixboro Road	2		Geddes to Warren	Chipseal	4.0	$ 100,000	
Six Mile	2		Currie to Chubb	Pulverize and Overlay	1.00	$ 300,000	$ 1,047,000.00
					20.30		
Austin Road	3		M-52 to Clinton	Mill & Overlay	1.7	$ 270,000	
Willow Road	3		Platt to 1/2 mile east of Sanford	Chipseal	2.0	$ 50,000	
Scio Church Road	3	A-2	Parker to 0.7-mile west of Steinbach	Chipseal	0.0	$ 20,000	
Saline-Milan Road	3		Stony Creek to Moon	Mill & Overlay	1.0	$ 150,000	
Willis Road	3		Moon to Warner	Pulverize and Overlay	1.0	$ 300,000	
							$ 790,000.00
					5.70		
Waters Road	4		Oak Valley to Ann Arbor-Saline	Mill & Overlay	0.5	$ 150,000	
Platt Road	4		Ellsworth to US 12	Chipseal	2.0	$ 75,000	
Moon Road	4		US-12 to Bemis	Pulverize & Overlay	1.0	$ 300,000	
Lohr Road	4		Ellsworth to Textile	Chipseal	2.0	$ 50,000	
Lohr Road	4		Ellsworth to Ann Arbor-Saline	Mill & Overlay	1.3	$ 330,000	
							$ 905,000.00
					6.80		
Textile Road	5 & 6		Stony Creek to Munger	Mill & Overlay	1.90	$ 270,000	
Willis Road	5 & 6		Stony Creek to Pitman	Pulverize and Overlay	1.20	$ 360,000	
Grove Road	5 & 6		Bridge to Rawsonville	Mill & Overlay	0.75	$ 200,000	
							$ 830,000.00
					3.85		
Totals					56.20		**$ 4,487,000**

draft rev 8/14/15

Michigan's New Road Funding Package

What does it mean for Washtenaw County?

On November 10th, 2015, Governor Rick Snyder signed a $1.2 billion road funding package that will increase the funding provided to the Washtenaw County Road Commission through the Michigan Transportation Fund (MTF). The MTF includes all state-collected road revenue generated from fuel taxes and vehicle registration fees. The MTF is the Road Commission's main source of funding and this is the first increase since 1997.

While additional funding is great news for Washtenaw County's failing road system, the package does not provide any additional road funding in 2016 and residents will not see increases in road improvements until 2017. Read on to learn how this road funding package works, what it will take to fix our road system, and what remains uncertain about the future of state road funding in Washtenaw County.

6 Mile Road - 2015

What the road funding package will do

Provides an additional $1.2B in MTF funding state-wide	⇨	**The package does not provide full funding until 2021; 6 years from now.**
The new funding will begin in 2017	⇨	**The package provides no funding for road improvements in 2016.**
The 1st increase in the MTF since 1997	⇨	**20 years have passed with no state funding increase and it will take time for WCRC to catch up and fix all the county's "poor" and "failing" roads.**
50% of the funding will come from increases in fuel taxes & vehicle registration fees	⇨	**Beginning in 2017: 20% increase in vehicle registration fees, 7.3¢ increase in the state's gasoline tax, 11.3¢ increase in state's diesel tax.**
Beginning in 2018, shifts will be made in the State's General Funds to provide the other 50% of funding.	⇨	**Lawmakers are relying on continued economic growth to bring in more revenue to the General Fund to fund roads.**

How will the new road funding phase in?

The new road funding deal will generate $1.2 billion by 2021. The first $600 million will come from vehicle registration and fuel tax increases that start in 2017. The additional $600 million will be shifted from the state's $9.9 billion general fund towards roads starting in 2018.

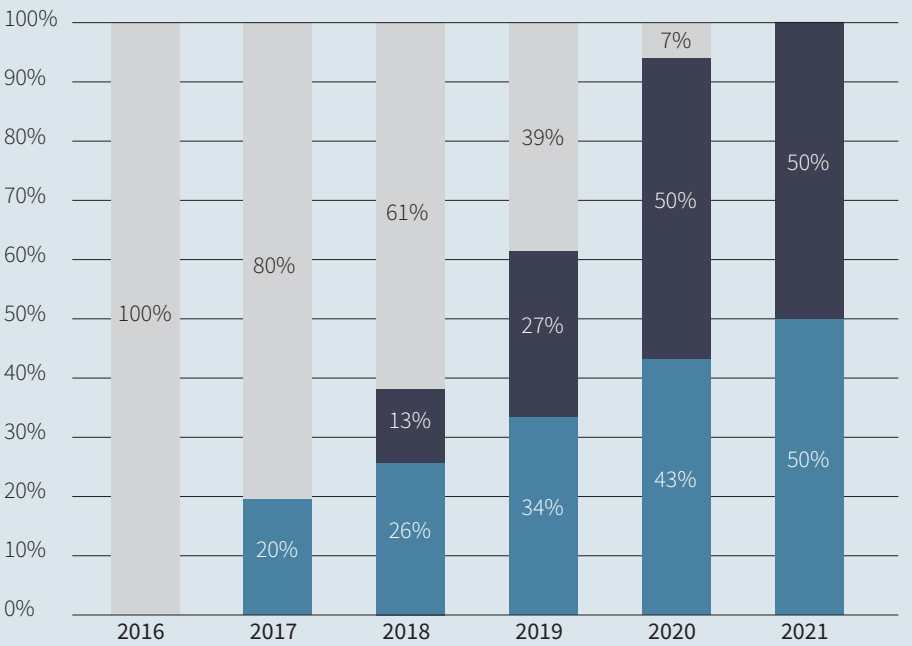

% of the State's $1.2B road package that remains unfunded

% of the $600M generated from vehicle registration and fuel tax increases

% of the $600M generated from the State's General Fund (Uncertain)

Funding Uncertainty:
The State Legislature did not identify where specifically the $600 million from the State's General Fund will come from.

Lawmakers are counting on continued economic growth to bring in more tax revenue that could be used for roads. If economic growth does not continue, future legislators may set budget priorities that may or may not fully fund the $600 million.

How much additional funding will WCRC receive?

In 2014, the Washtenaw County Road Commission received $17.5 million from the Michigan Transportation Fund (MTF). Estimates predict that the Road Commission will receive an additional $4.3 million in 2017, $5.7 million in 2018, $7.4 million in 2019, $9.4 million in 2020, and $12.5 million in 2021 (if the $600M General Fund dollars are redirected as the law intends).

Will it be enough to fix our failing road system?

Over the past decade, the cost to maintain and repair roads has steadily risen, but the Washtenaw County Road Commission's budget has not kept pace with the rate of inflation. Even if WCRC receives the estimated full amount of funding in 2021 there will be years of catch-up work to be done to fix the county's "poor" and "failing" roads. WCRC estimates that to get all of the county's roads into "good" condition would require over $50 million. While the new state funding increase will help, it will take five years to phase-in and roads will continue to deteriorate as we await the new funding.

In addition to fixing the county's worst roads, WCRC must also balance the need to preserve the investments that have already been made in the county's "good" roads to increase their lifespans and avoid costly reconstruction projects. WCRC must also factor in the annual cost of winter maintenance, the need for new equipment, and other agency operation costs when determining how to allocate the new road funding from the state.

TOWNSHIP CONTRIBUTION SUMMARY 2011 - 2015

TOWNSHIP	TOTAL 2011	TOTAL 2012	TOTAL 2013	TOTAL 2014	TOTAL 2015	5 Year Average
ANN ARBOR	$ 49,000	$ 54,000	$ 122,000	$ 224,919	$ 43,175	$ 98,618.80
AUGUSTA	$ 97,000	$ 202,000	$ 203,000	$ 192,169	$ 158,618	$ 170,557.40
BRIDGEWATER	$ 32,000	$ 34,000	$ -	$ 40,306	$ 54,651	$ 32,191.40
DEXTER	$ 90,000	$ 105,000	$ 82,000	$ 536,784	$ 55,724	$ 173,901.60
FREEDOM	$ 42,000	$ 45,000	$ 57,000	$ 31,716	$ 51,334	$ 45,410.00
LIMA	$ 47,000	$ 51,000	$ 70,000	$ 117,285	$ 118,676	$ 80,792.20
LODI	$ 150,000	$ 415,000	$ 141,000	$ 483,502	$ 67,065	$ 251,313.40
LYNDON	$ 20,000	$ 23,000	$ 16,000	$ 45,285	$ 19,390	$ 24,735.00
MANCHESTER	$ 100,000	$ 128,000	$ 47,000	$ 64,246	$ 77,675	$ 83,384.20
NORTHFIELD	$ 42,000	$ 62,000	$ 84,000	$ 93,195	$ 109,907	$ 78,220.40
PITTSFIELD	$ 183,000	$ 792,000	$ 393,000	$ 880,819	$ 907,340	$ 631,231.80
SALEM	$ 173,000	$ 296,000	$ 1,042,000	$ 459,327	$ 425,626	$ 479,190.60
SALINE	$ 101,000	$ 92,000	$ 110,000	$ 143,066	$ 159,024	$ 121,018.00
SCIO	$ 471,000	$ 1,245,000	$ 833,000	$ 1,108,452	$ 1,269,480	$ 985,386.40
SHARON	$ 54,000	$ 34,000	$ 20,000	$ 14,755	$ 24,306	$ 29,412.20
SUPERIOR	$ 161,000	$ 280,000	$ 322,000	$ 324,001	$ 244,797	$ 266,359.60
SYLVAN	$ 17,000	$ 10,000	$ 8,000	$ 26,852	$ 73,968	$ 27,164.00
WEBSTER	$ 135,000	$ 153,000	$ 89,000	$ 16,019	$ 15,765	$ 81,756.80
YORK	$ 26,000	$ 34,000	$ 108,000	$ 418,883	$ 460,000	$ 209,376.60
YPSILANTI	$ 1,190,000	$ 4,970,000	$ 2,794,000	$ 2,510,384	$ 1,048,026	$ 2,502,482.00
	$ 3,180,000	**$ 9,025,000**	**$ 6,541,000**	**$ 7,731,965**	**$ 5,384,547**	**$ 6,372,502.40**

Five year avg. 2011 - 2015 **$ 6,372,502**

2016 Summary of Paved Local and Subdivision Roads Needs for each TOWNSHIP

2016

TOWNSHIP	Crack Seal Road Miles	Crack Sealing at $8k/mi	Surface Treatment Road Miles	Surface Treatment at $32k/mi	Mill & Overlay Road Miles	Mill & Overlay at $190k/mi	Pulverization & Pave Road Miles	Pulverization & Pave at $ 320k/mi	Total Needs for Local & Subd Paved Roads	Average 10 year Expediture Needs for Paved Roads
ANN ARBOR	0.4	$ 3,200	0.5	$ 16,000	2.0	$ 380,000	2.1	$ 672,000	$ 1,071,200	$ 107,120
AUGUSTA	1.6	$ 12,800	2.8	$ 89,600	0.1	$ 19,000	2.0	$ 640,000	$ 761,400	$ 76,140
BRIDGEWATER	0.0	$ -	0.0	$ -	0.0	$ -	0.5	$ 160,000	$ 160,000	$ 16,000
DEXTER	0.0	$ -	2.2	$ 70,400	5.4	$ 1,026,000	3.0	$ 960,000	$ 2,056,400	$ 205,640
FREEDOM	0.0	$ -	0.0	$ -	0.0	$ -	0.5	$ 160,000	$ 160,000	$ 16,000
LIMA	0.0	$ -	1.0	$ 32,000	2.2	$ 418,000	0.8	$ 256,000	$ 706,000	$ 70,600
LODI	0.2	$ 1,600	0.0	$ -	4.2	$ 798,000	6.7	$ 2,144,000	$ 2,943,600	$ 294,360
LYNDON	0.0	$ -	0.0	$ -	0.2	$ 38,000	0.0	$ -	$ 38,000	$ 3,800
MANCHESTER	0.0	$ -	0.0	$ -	0.6	$ 114,000	0.0	$ -	$ 114,000	$ 11,400
NORTHFIELD	0.0	$ -	2.1	$ 67,200	5.0	$ 950,000	1.8	$ 576,000	$ 1,593,200	$ 159,320
PITTSFIELD	8.4	$ 67,200	29.5	$ 944,000	27.6	$ 5,244,000	5.9	$ 1,888,000	$ 8,143,200	$ 814,320
SALEM	0.9	$ 7,200	0.3	$ 9,600	2.4	$ 456,000	1.0	$ 320,000	$ 792,800	$ 79,280
SALINE	0.0	$ -	0.0	$ -	0.6	$ 114,000	0.7	$ 224,000	$ 338,000	$ 33,800
SCIO	2.6	$ 20,800	2.5	$ 80,000	4.9	$ 931,000	6.2	$ 1,984,000	$ 3,015,800	$ 301,580
SHARON	0.0	$ -	0.0	$ -	0.0	$ -	0.0	$ -	$ -	$ -
SUPERIOR	4.3	$ 34,400	4.8	$ 153,600	9.9	$ 1,881,000	7.2	$ 2,304,000	$ 4,373,000	$ 437,300
SYLVAN	0.8	$ 6,400	0.6	$ 19,200	11.1	$ 2,109,000	2.1	$ 672,000	$ 2,806,600	$ 280,660
WEBSTER	0.2	$ 1,600	0.0	$ -	0.8	$ 152,000	0.4	$ 128,000	$ 281,600	$ 28,160
YORK	2.3	$ 18,400	7.5	$ 240,000	7.8	$ 1,482,000	5.5	$ 1,760,000	$ 3,500,400	$ 350,040
YPSILANTI	13.3	$ 106,400	59.3	$ 1,897,600	29.2	$ 5,548,000	6.3	$ 2,016,000	$ 9,568,000	$ 956,800
TOTALS	**35.0**	**$ 280,000**	**113.1**	**$ 3,619,200**	114.0	**$ 21,660,000**	52.7	**$ 16,864,000**	**$ 42,423,200**	**$ 4,242,320**