2018

ANNUAL MEETING

SALEM TOWNSHIP

COMMISSIONERS
DOUGLAS E. FULLER
CHAIR

BARBARA RYAN FULLER
VICE-CHAIR

WILLIAM McFARLANE
MEMBER

WASHTENAW COUNTY
BOARD OF COUNTY ROAD COMMISSIONERS
555 NORTH ZEEB ROAD
ANN ARBOR, MICHIGAN 48103
WWW.WCROADS.ORG
TELEPHONE (734) 761-1500
FAX (734) 761-3737

ROY D. TOWNSEND, P.E.
MANAGING DIRECTOR

SHERYL SODERHOLM SIDDALL, P.E.
DIRECTOR OF ENGINEERING
COUNTY HIGHWAY ENGINEER

JAMES D. HARMON, P.E.
DIRECTOR OF OPERATIONS

March 7, 2018

Dear Salem Board of Trustees:

On behalf of everyone at the Washtenaw County Road Commission (WCRC), I would like to thank you for your financial assistance towards improving local roads in 2017. In total, townships provided $5.5 million in road and culvert funding during the last year.

Without your assistance, most local road improvements would not be possible. By law, WCRC can only provide 50% of the funding for improvements on the 1,060 miles of local roads in Washtenaw County. Your partnership is essential to the continued success of improving local roads and the quality of life in our communities, without it, these local road repairs would remain unfunded.

We are pleased to provide the townships with our 2018 Annual Local Road Program. We have increased our total amount of conventional matching funds to $1.1 million, which is a $400,000 increase from last year. This increase is a result of the $600 million road funding package passed by the Michigan Legislature in 2016 and the unexpected $175 million spending bill passed by the Michigan Legislature earlier this month.

To better assist townships in determining an appropriate level of funding for local road improvements in 2018, our annual meeting booklet includes…

- Cost summaries of 2017 expenditures and projects in your township
- Updates on 2017 WCRC activities and major projects in your township
- Details on the 2018 Local Road Program and matching fund allocations
- List of proposed local road projects
- Quote for 2018 proposed dust control program
- County-wide map of 2018 road and bridge improvement projects
- County-wide map of four-year road millage projects
- WCRC Capital Investments Plan (CIP) 2018-2022
- Additional information on township taxable value, local road needs and funding possibilities

Please note, we need your written commitment to this year's Local Road Program by **Friday, May 18** in order to obligate allocated matching funds**.** Your timely response and participation are essential to successfully accomplishing this year's Local Road Program.

If you have any immediate concerns related to the enclosed information, please feel free to contact me at (734) 327-6662 or Jim Harmon, WCRC Director of Operations, at (734) 327-6653.

Sincerely,

Roy D. Townsend, P.E
Managing Director

WASHTENAW COUNTY ROAD COMMISSION
2018 LOCAL MATCHING PROGRAM

The Washtenaw County Road Commission is anticipating it will receive $24,800,000 in Michigan Transportation Fund (MTF) revenues for 2017. Due to the road funding bills that were passed into law in November of 2015, the Road Commission is anticipating increased MTF revenues in 2018 for a total budgeted amount of $25,000,000.

The Road Commission has recognized that local road funds are inadequate to maintain the 1,060 centerline miles of local roads in Washtenaw County; the Road Commission has historically transferred funds from the Primary Road Fund to the Local Road Fund, even though this transfer severely limits maintenance activity on our primary road system.

A summary of our 2018 budget as approved by the Board of Road Commissioners at its regular meeting on December 5, 2017 (RC17-425) is provided as follows.

2018 Road Commission Budget

Revenues

Michigan Transportation Fund	$ 25,000,000
Federal/ State Funds	$ 17,956,000
Trunkline Maintenance	$ 2,370,000
Township Contributions	$ 3,821,000
Other Contributions	$ 7,132,000
Miscellaneous Income	$ 2,544,000
Total	$ 58,823,000

Expenditures

Administration	$ 1,168,000
Operations	$ 9,206,000
Engineering	$ 3,049,000
Non-Departmental	$ 8,347,000
Debt Service	$ 2,039,000
Road Improvement Program	$ 36,897,000
Total	$ 60,706,000

Matching Funds

The Road Commission has allocated a total of $1,100,000 for 2018 for the conventional Local Road Matching Program, which represents a $400,000 increase over the 2017 program. This consists of a countywide allocation of $930,769 for matching programs on local roads in all twenty townships based on the distribution formula used by the Michigan Department of Transportation to allocate local road funds to the 83 counties of Michigan. In addition to this, recognizing the fact that the urban local roads receive a higher allocation of Michigan Transportation Funds, $169,231 is allocated based on the amount of urban local miles within eligible townships. Ann Arbor, Augusta, Dexter, Lima, Lodi, Northfield, Pittsfield, Salem, Saline, Scio, Superior, Sylvan, Webster, York and Ypsilanti Townships are within the urban area and are eligible for these additional matching funds.

The Road Commission has allocated $200,000 for the 2018 Drainage Matching Program for local uncurbed, non-subdivision roads. The Road Commission has recognized the need for directing more resources towards improving the drainage along our local roads. The drainage matching program is in addition to the conventional local road matching program available to the Townships. Some of the key features of drainage matching program include:

- Funding distribution is based on the total uncurbed, non-subdivision local road centerline mileage for each township
- Eligible work activities are limited to uncurbed, non-subdivision local roads
- Eligible work activities include roadside berm removal, ditch establishment & restoration, small culvert installation, rehabilitation or replacement.

Replacement of local road culverts and bridges that require permits from the Michigan Department of Environmental Quality and/or the Washtenaw County Water Resources Commissioner's Office will be funded by the Road Commission at no greater than 50% of total cost. This funding source is separate from the conventional and other drainage matching funds identified herein and will be applied on a case-by-case basis in partnership with interested townships by formal, written agreement.

TOWNSHIP	2018 CONVENTIONAL LOCAL ROAD MATCHING PROGRAM	2018 SUPPLEMENTAL CONVENTIONAL LOCAL ROAD MATCHING PROGRAM	2018 TOTAL CONVENTIONAL LOCAL ROAD MATCHING PROGRAM	2017 CONVENTIONAL LOCAL ROAD MATCHING PROGRAM	2018 DRAINAGE MATCHING PROGRAM	2017 DRAINAGE MATCHING PROGRAM
Salem	$26,273	$9,852	$36,125	$22,989	$10,493	$10,493
Northfield	39,996	14,998	54,994	34,999	13,732	13,732
Webster	28,428	10,660	39,088	24,875	11,792	11,792
Dexter	25,633	9,612	35,245	22,429	6,932	6,932
Lyndon	19,191	7,197	26,388	16,791	10,048	10,048
Sylvan	21,259	7,972	29,231	18,826	11,489	11,489
Lima	24,713	9,267	33,980	21,623	12,745	12,745
Scio	59,859	22,447	82,306	52,389	7,157	7,157
Ann Arbor	16,923	6,346	23,269	14,810	3,833	3,833
Superior	50,260	18,848	69,108	43,672	8,793	8,793
Ypsilanti	166,968	62,613	229,581	146,131	5,924	5,924
Pittsfield	109,947	41,230	151,178	96,227	4,669	4,669
Lodi	36,188	13,570	49,758	31,668	12,879	12,879
Freedom	21,719	8,145	29,864	19,003	13,684	13,684
Sharon	16,707	6,265	22,972	14,617	9,971	9,971
Manchester	22,905	8,590	31,495	20,041	13,176	13,176
Bridgewater	18,824	7,059	25,883	16,470	11,481	11,481
Saline	15,206	5,702	20,908	13,305	8,125	8,125
York	43,604	16,352	59,956	38,161	8,521	8,521
Augusta	35,399	13,275	48,673	30,975	14,554	14,554
	$800,000	$300,000	$1,100,000	$700,000	$200,000	$200,000

*Totals do not equal sum of individual allocations due to rounding

The WCRC Matching Program is subject to the following conditions:

a) Township Assistance

In order to allow local road improvements to proceed in a timely manner, townships are asked to assist Road Commission personnel in acquiring necessary tree removal and

grading permits, holding public hearings and coordinating any necessary property owner contacts.

b) Project Overruns

Road Commission staff will provide an estimated cost for each individual project to be included within the agreement between the township and the Road Commission. If, prior to beginning an individual project, it is determined that the original cost estimate will not cover project costs, the Road Commission will notify the township to determine, if the township desires to proceed with the project with a reduced scope or an additional funding commitment. Budgets are closely monitored on each project and every effort is made to avoid overruns. Any unexpected project cost overrun shall be taken from any unexpended funds remaining in that township's total township agreement. If the overrun exceeds the total township agreement, the Road Commission may bill the township up to an additional 10 percent of the total agreement amount with the township. At the township's option, such overruns can be taken from the following years matching funds.

c) Billing Procedures

As has been the practice for the past several years, the first 40 percent of the total Matching Program for construction and heavy maintenance projects will be due in June or 30 days from receipt of the first invoice. A second 40 percent will be due in August or 30 days from receipt of the second invoice. A final billing will be due in December or 30 days from receipt of final invoice. Any credits due townships will be returned at the time of final billing or credited to the following year, as determined by the township. The above billing methods apply only to those projects considered to be construction and heavy maintenance and does not apply to dust control which will be billed at cost to the date at time of billing. Standard fringe and overhead rates will be applied as defined by PA 51 of 1951, as amended.

d) Primary Road Matching

Any township board may, at their option, request that a part or all of their allocated matching WCRC funds, along with an equal amount of township funds, be used on a Primary Road Project within their township boundaries.

e) Reallocation of Funds

Any township that has not notified the WCRC of their intent to utilize matching funds **on or before Friday, May 18, 2018** will forfeit the 2018 allocated matching money. The WCRC will determine the amount of unused matching funds and reallocate these funds to primary road maintenance.

f) Dust Control

Conventional matching funds can be used for dust control only for solid applications (spot or skip spraying is ineligible).

g) Local Matching Fund Carryover

If a township determines that they desire to carry over the funds allocated for a given year into the following year, the township must provide written notification to the Road Commission that they are requesting this carryover, and identify an eligible project for which the funds will be held. The Road Commission carry-over fund will be preserved for one year. Beyond this point the funds will be reallocated as stated in Paragraph e. The carryover option allows the township to accumulate the funds that are allocated with the previous year allocation; in other words, the carry over funds cannot exceed the previous year's allocation.

SALEM TOWNSHIP 2017 ACTIVITIES

LOCATION	PROJECT	WCRC COST	TOWNSHIP COST	TOTAL
PRIMARY ROADS				
Routine Maintenance	Roads	$ 144,754.14		$ 144,754.14
Routine Maintenance	Winter	90,903.09		90,903.09
Routine Maintenance	Traffic	36,511.08		36,511.08
^ Eight Mile Rd	Mill & Resurface	253,383.27		253,383.27
^ N Territorial Rd	Safety Project	29,904.63		29,904.63
* N Territorial Rd	Sealcoat	30,250.82		30,250.82
* Six Mile Rd	Mill & Overlay	180,944.16		180,944.16
Currie Rd	Culvert Replacement	21,796.63		21,796.63
Seven Mile Rd	Sealcoat	132,849.29		132,849.29
Pontiac Trail at Walker Drain	Culvert Replacement	22,808.25		22,808.25
Six Mile at Curtis Rd	Overhead Flashing Beacon	3,102.83		3,102.83
		$ 947,208.19	$ -	$ 947,208.19

* County Millage Project
^ Federal Aid

SALEM TOWNSHIP 2017 ACTIVITIES

LOCATION	PROJECT	WCRC SHARE	TOWNSHIP SHARE	TOTAL
LOCAL ROADS				
Routine Maintenance	Roads	$ 244,735.00		$ 244,735.00
Routine Maintenance	Winter	22,617.70		22,617.70
Routine Maintenance	Traffic	13,729.01		13,729.01
Local Road	Dust Control	39,355.85	36,729.00	76,084.85
Chubb Rd btwn Six and Seven Mile	Limestone Resurfacing	8,804.99	88,896.57	97,701.56
Chubb Rd btwn Seven and Eight Mile	Limestone Resurfacing	8,235.55	83,147.40	91,382.95
Brookville Rd btwn Salem and Weed	Limestone Resurfacing	3,695.22	37,307.50	41,002.72
Brookville Rd btwn Weed and Curtis	Limestone Resurfacing	7,154.29	72,230.87	79,385.16
Old N Territorial Rd	Ditching	271.07	7,935.58	8,206.65

SALEM TOWNSHIP 2017 ACTIVITIES

LOCATION	PROJECT	WCRC SHARE	TOWNSHIP SHARE	TOTAL
LOCAL ROADS				
Old N Territorial Rd	HMA Resurfacing	3,759.45	62,090.62	65,850.07
Beacon Lane and Peppermill Way	HMA Patching, Crackseal and Chipseal	1,561.44	25,788.59	27,350.03
Chubb Rd	P.E. Cost	-	20,588.05	20,588.05
Five Mile Rd	Culvert Replacement	6,167.53	6,167.53	12,335.06
Chubb Rd btwn Six and Seven Mile	Culvert Replacement	12,000.99	12,000.99	24,001.98
Currie Rd North of Five Mile	Culvert Replacement	45,110.51	45,110.51	90,221.01
Currie Rd at Five Mile	Culvert Replacement	29,969.63	29,969.63	59,939.25
		$ 447,168.21	$ 527,962.84	$ 975,131.05

WASHTENAW COUNTY ROAD COMMISSION

2018 DUST CONTROL

MATERIAL	COST/GALLON APPLIED
Contract Brine	$0.165

SALEM TOWNSHIP

37.79 miles certified local gravel roads

Contract Brine

(Recommended application rate – 2,000 gallons per mile)

Three Solid Applications 240,360 gallons = $ 39,659.40

* These prices reflect a third pass on the following roads per application:
  Five Mile, Curtis to Napier
  Brookville, N. Territorial to Salem
  Chubb, Five Mile to Six Mile

For Information Only

2017 Use: 222,600 gallons Contract Brine
(3 solid applications – includes a third pass on certain roads)

SALEM TOWNSHIP

PROPOSED 2018 LOCAL ROAD PROJECTS

- SIX MILE ROAD, DIXBORO ROAD TO PONTIAC TRAIL
  Work to include ditching, culvert replacement, roadside berm removal, forestry operations, shaping the existing surface, the application of 6" (C.I.P.) of 23a limestone (approximately 4,050 tons) with associated dust control and project restoration.
  Estimated project cost: $ 118,300

- MCFADDEN STREET, SUMMIT STREET TO END OF ROAD
  Work to include ditching, roadside berm removal, and project restoration.
  Estimated project cost: $ 8,200

- DIXBORO ROAD, FIVE MILE ROAD TO SIX MILE ROAD
  Work to include ditching, culvert replacement, forestry operations, shaping the existing surface, the application of 6" (C.I.P.) of 23a limestone (approximately 3,650 tons) with associated dust control and project restoration. This is a proposed township share project with Northfield Township.
  Estimated project cost: $ 119,000
  Estimated project cost to Salem Township: $ 59,500

- BROOKVILLE ROAD, TOWER ROAD TO PONTIAC TRAIL
  Work to include ditching, roadside berm removal, forestry operations, shaping the existing surface, the application of 6" (C.I.P.) of 23a limestone (approximately 4,350 tons) with associated dust control and project restoration.
  Estimated project cost: $ 120,000

- BROOKVILLE ROAD, TOWER ROAD TO CURTIS ROAD
  Work to include ditching, culvert replacement, roadside berm removal, forestry operations, shaping the existing surface, the application of 6" (C.I.P.) of 23a limestone (approximately 3,700 tons) with associated dust control and project restoration.
  Estimated project cost: $ 138,700

- JOY ROAD, CURTIS ROAD TO GOTFREDSON ROAD
  Work to include ditching, culvert replacement, forestry operations, shaping the existing surface, the application of 6" (C.I.P.) of 23a limestone (approximately 5,300 tons) with associated dust control and project restoration. This is a proposed township share project with Superior Township.
  Estimated project cost: $ 160,200
  Estimated project cost to Salem Township: $ 80,100

- JOY ROAD, GOTFREDSON ROAD TO PLYMOUTH ROAD

  Work to include ditching, forestry operations, shaping the existing surface, the application of 6" (C.I.P.) of 23a limestone (approximately 2,600 tons) with associated dust control and project restoration. This is a proposed township share project with Superior Township.

  Estimated project cost: $ 74,800
  Estimated project cost to Salem Township: $ 37,400

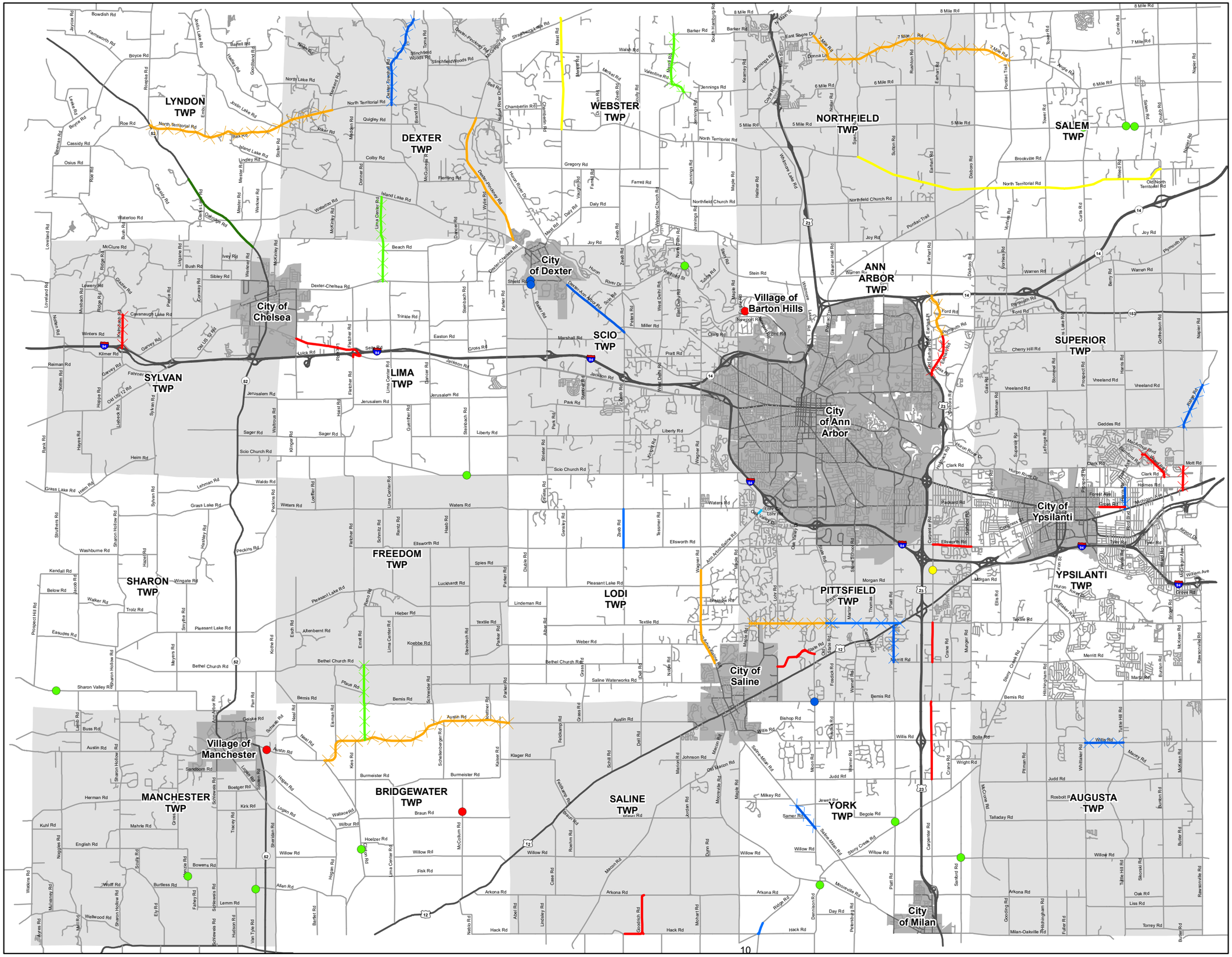

2018 Road & Bridge Improvement Projects

Washtenaw County Road Commission

Legend - Project Type

- Millage Project
- Mill/Overlay
- Pulverize/Overlay
- Reconstruct
- Chipseal
- Non-Motorized Path
- Limestone Overlay
- Safety & Signal Improvement
- Concrete Repairs
- Bridge/Culvert Replacement
- Bridge Deck Maintenance
- Intersection Project
- Safety & Signal Improvement

Printed: March, 2018

0 1 2 Miles

N

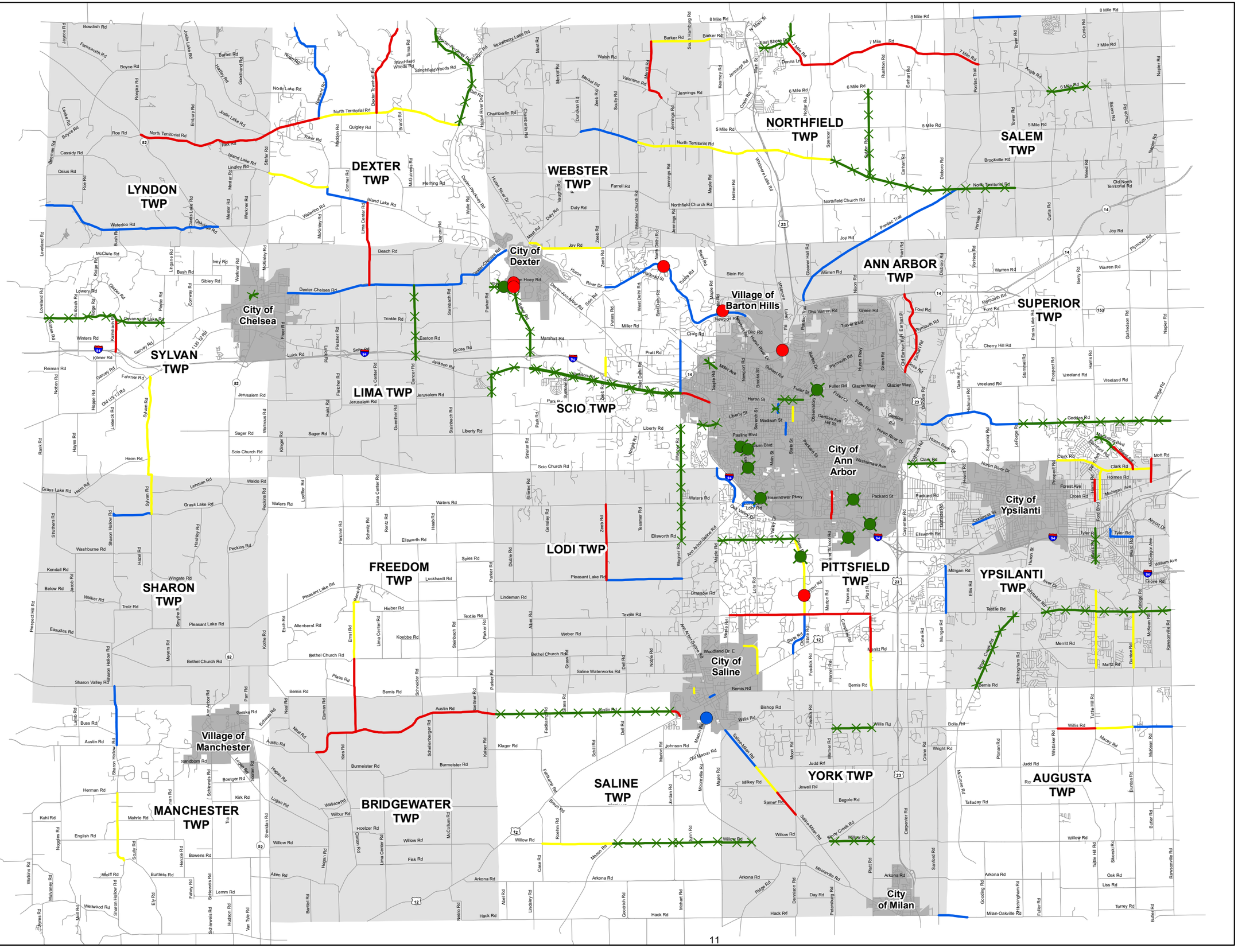

Washtenaw County Road Millage Projects 2017-2020

Road Millage Projects

- 2017
- 2018
- 2019
- 2020
- XXX Completed Projects

0 1 2 4 Miles

Updated: March, 2018

N

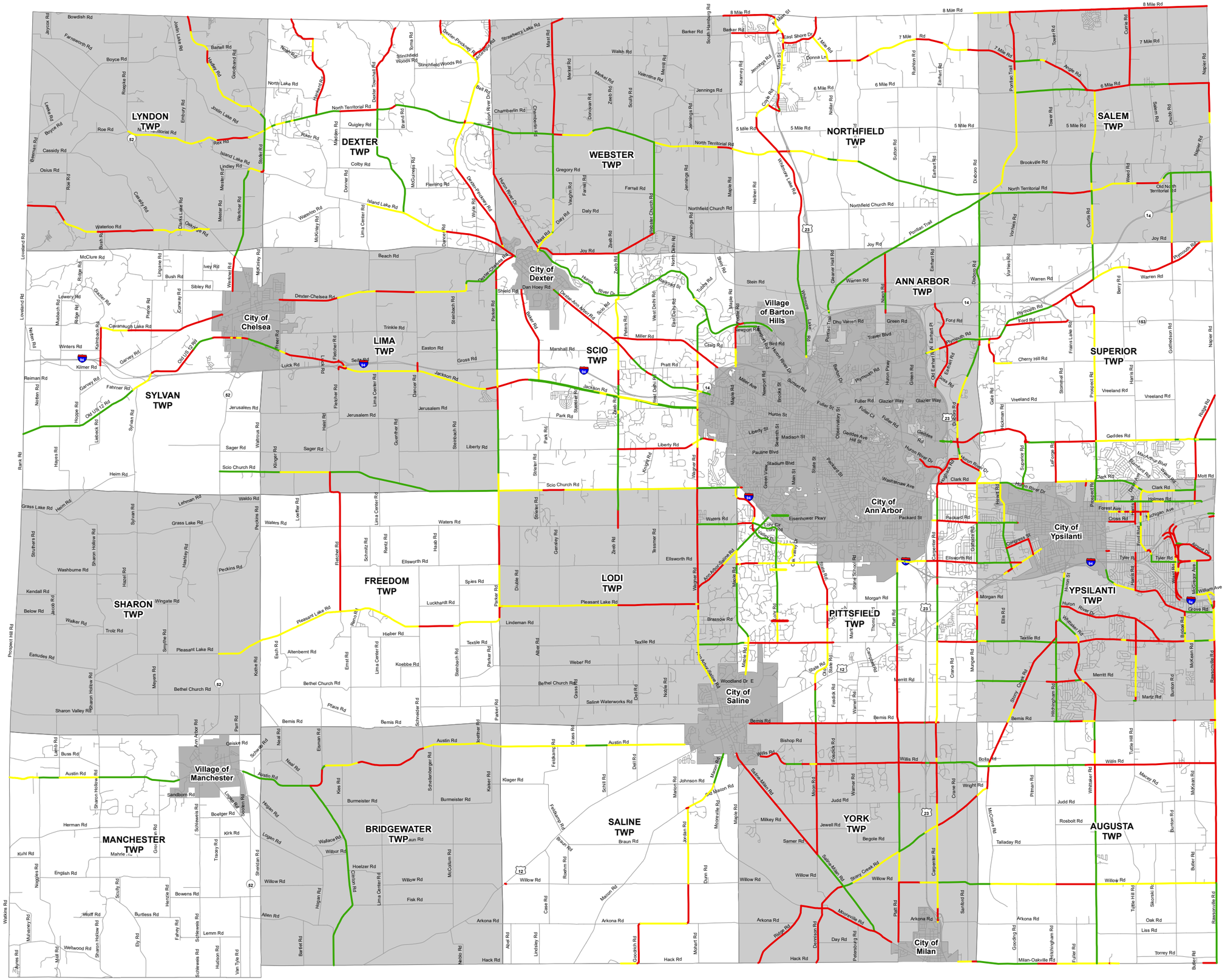

Federal Aid Eligible Paved Roads

2016 Pavement Surface Evaluations and Ratings (PASER)

- Good - Routine Maintenance
  150.2 Miles
- Fair - Capital Preventative Maintenance
  132.7 Miles
- Poor - Structural Improvement
  198.1 Miles

0 1 2 Miles

N

Date: February 20, 2017

Salem Township

Federal Aid Eligible Paved Roads

PASER RATINGS

PASER stands for Pavement Surface Evaluation and Rating. The PASER rating ranges from 1- failed conditions, to 10 - brand new pavement. A pavement will only be a 10 the first year of its life, the second year it will automatically become a 9. Any condition of 8 or greater is considered to be a good condition; 7, 6 or 5 are fair; 4 or lower is poor.

- PASER based on 2016 ratings and project improvements
- Private and Gravel roads not rated.

THE RIGHT FIX AT THE RIGHT TIME

The WCRC determines the best fix to optimize service life for each of our projects. Good pavement management involves less expensive treatments earlier in the life of the pavement in order to take full advantage of infrastructural investments.

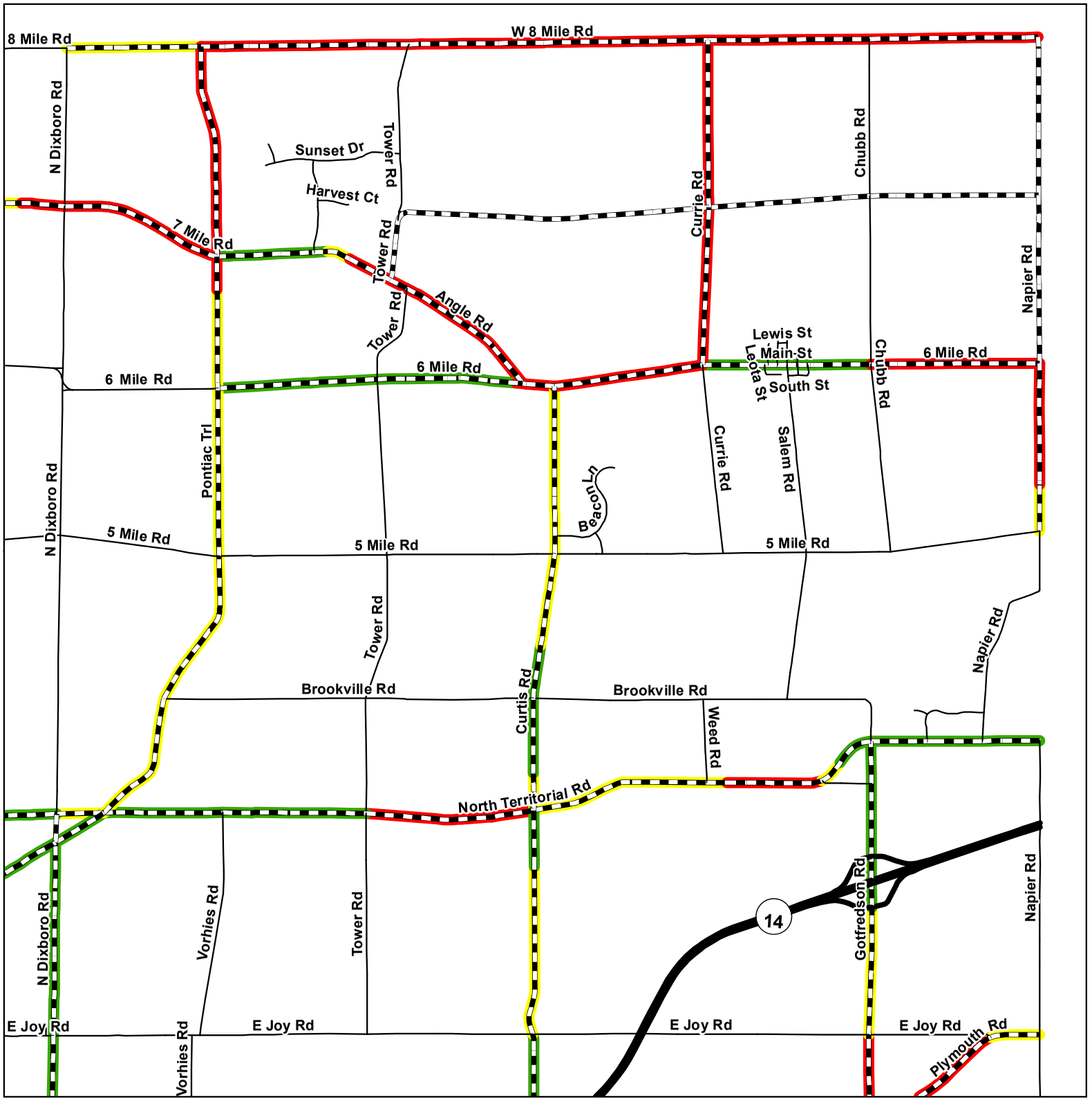

Road Classification

- State Trunkline
- County Primary
- County Local
- City
- City/Village Boundary

Road Ratings

- Good (10, 9, 8)
- Fair (7, 6, 5)
- Poor (4, 3, 2, 1)

0 0.5 1 Miles

N

Salem Township

Paved Local & Non-Federal Aid Roads

PASER RATINGS

PASER stands for Pavement Surface Evaluation and Rating. The PASER rating ranges from 1- failed conditions, to 10 - brand new pavement. A pavement will only be a 10 the first year of its life, the second year it will automatically become a 9. Any condition of 8 or greater is considered to be a good condition; 7, 6 or 5 are fair; 4 or lower is poor.

- PASER based on 2017 ratings and project improvements
- Private and Gravel roads not rated.

THE RIGHT FIX AT THE RIGHT TIME

The WCRC determines the best fix to optimize service life for each of our projects. Good pavement management involves less expensive treatments earlier in the life of the pavement in order to take full advantage of infrastructural investments.

Road Classification

- State Trunkline
- County Primary
- County Local
- City
- City/Village Boundary

Road Ratings

- Good (10, 9, 8)
- Fair (7, 6, 5)
- Poor (4, 3, 2, 1)

0 0.5 1 Miles

N

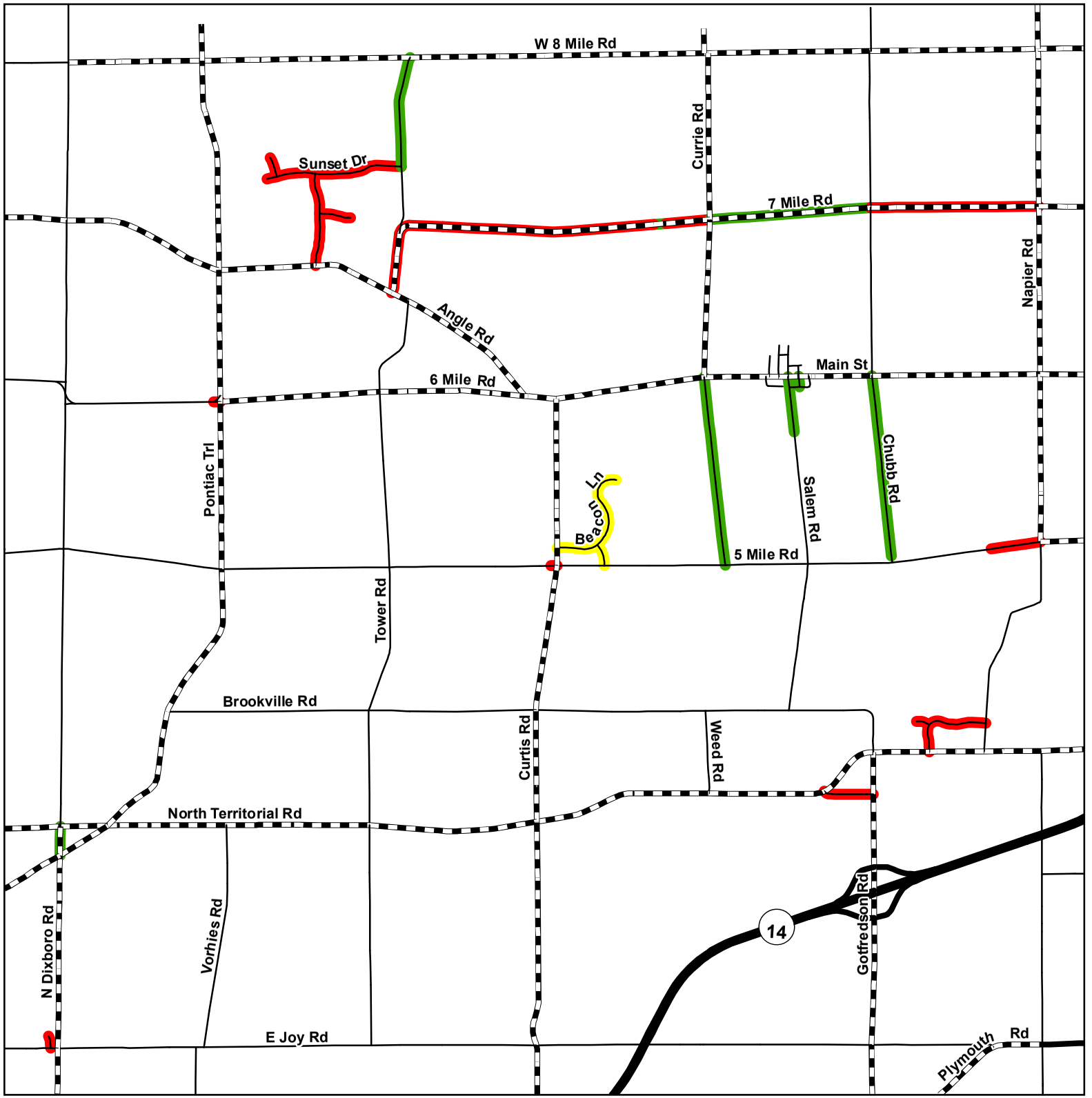

Salem Township

Federal Aid Road Ratings

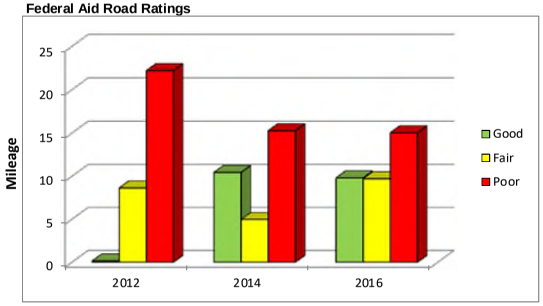

Local & Non Federal Aid Road Ratings

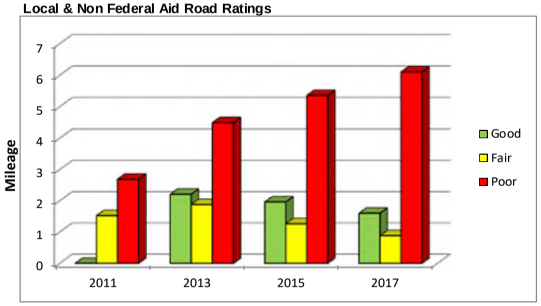

2016

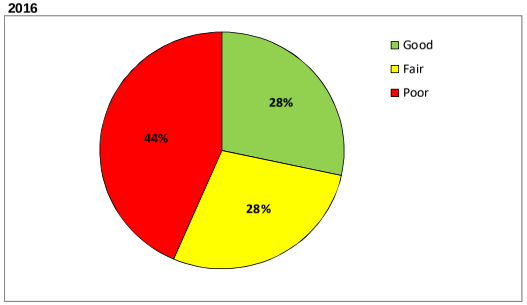

2017

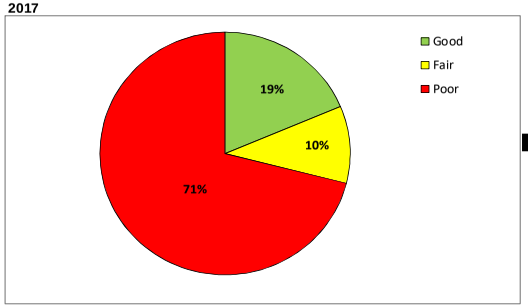

Local Subdivision Road Ratings

2017

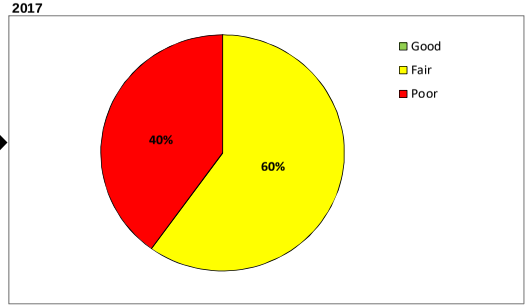

2014

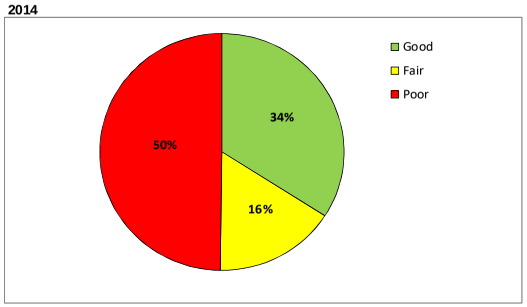

2015

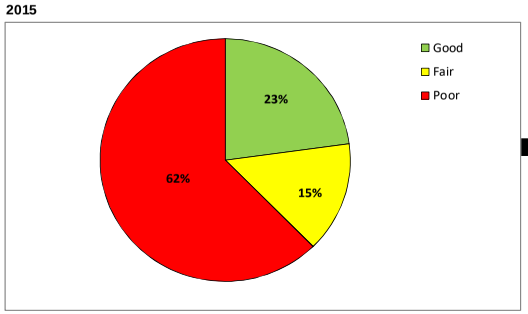

2015

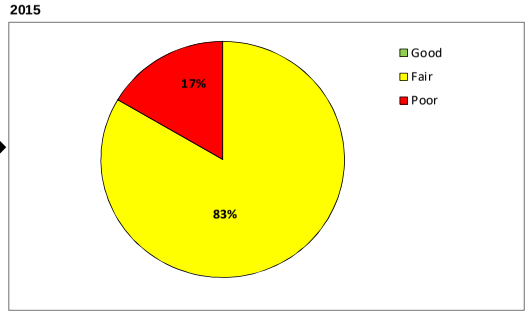

2012

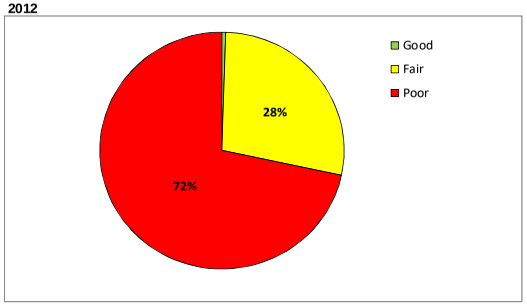

2013

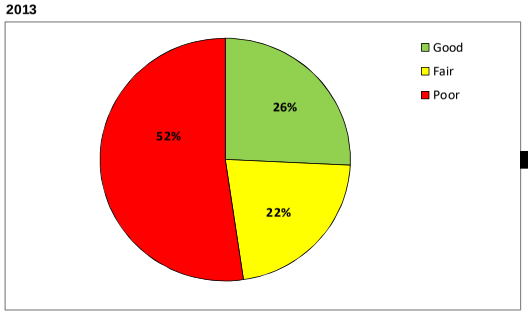

2013

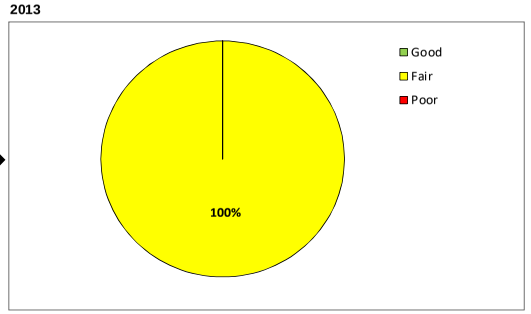

2011

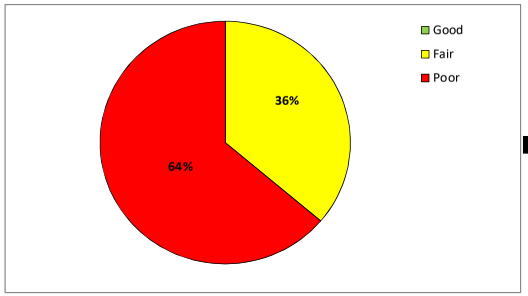

2011

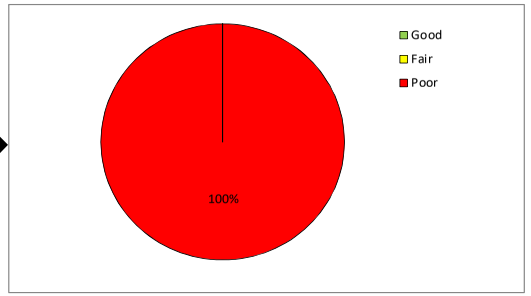

Washtenaw County Road Commission

Planned Capital Investments 2018-2022

Project/Program	Planning Area	Project Limits	Project Type	Construction Year	Total Cost ($1,000s)
Asset Mgmt/GIS	WCRC	Countywide	GIS/Mapping	2018-2022	$1,500
Equipment / Fleet	WCRC	Countywide	Equipment	2018-2022	$10,500
Facility and Grounds	WCRC Property	Countywide	Facility & Grounds	2018-2022	$1,200
Township Drainage Matching Program	Countywide	Countywide	Various	2018-2022	$2,000
Township Matching Program	Countywide	Countywide	Various	2018-2022	$10,000
Traffic Calming Program	Countywide	Various Locations	Safety	2018-2022	$500
Yard One Improvements	WCRC Property	Yard One	Facility & Grounds	2018-2022	$800
Bridge and Culvert Projects					
Local Bridge / Culvert Program	Countywide	Countywide	Bridge	2018-2022	$1,000
Primary Bridge / Culvert Program	Countywide	Countywide	Bridge	2018-2022	$1,200
Austin Road Bridge	Manchester	Over River Raisin	Bridge - Preserve Deck	2018	$345
Clinton Road Culvert	Bridgewater	Over Gadd Drain	Culvert - Replace	2018	$55
Currie Road N. 5 Mile Rd Culvert	Salem	Over Johnson Drain	Culvert - Replace	2018	$100
Dennison Road Bridge	York	Over Saline River	Bridge - Preservation	2018	$90
E. Delhi Road Bridge	Scio	Over Huron River	Bridge - Preservation	2018	$30
Five Mile Road Culvert	Salem	Over Johnson Drain	Culvert - Replace	2018	$250
Henzie Road Culvert	Manchester	Over Iron Creek	Culvert - Replace	2018	$250
Maple/Foster Road Bridge	Ann Arbor / Scio	Over Huron River	Bridge - Preservation	2018	$50
McCollum Road Bridge	Bridgewater	Over Saline River	Bridge - Preserve Deck	2018	$196
Platt Road Culvert	York	Over Olds Drain	Culvert - Replace	2018	$55
Scio Church Road Culvert	Lima	Over Haas Drain	Culvert - Replace	2018	$105
Sharon Valley Road Bridge	Manchester	Over River Raisin	Bridge - Replace	2018	$1,932
Van Tuyle Road Culvert	Manchester	Over Iron Creek	Culvert - Replace	2018	$250
Cavanaugh Lake Road Culvert	Sylvan	Over Mill Creek	Culvert - Replace	2019	$1,041
Saline-Milan Road Bridge	York	Over Saline River	Bridge - Replace	2019	$1,106
Miller Road Bridge	Scio	Over Honey Creek	Bridge - Replace	2020	$1,250
Resurfacing Programs					
County Millage Overlay Program	Countywide	Countywide	Resurface	2018-2022	$7,575
County Millage Limestone Program	Countywide	Countywide	Resurface	2018-2022	$2,010
County Millage Sealcoat Program	Countywide	Countywide	Resurface	2018-2022	$2,475
Overlay Program	Countywide	Countywide	Resurface	2018-2022	$2,200
Primary Limestone/Gravel Program	Countywide	Countywide	Resurface	2018-2022	$2,000
Sealcoat Program	Countywide	Countywide	Resurface	2018-2022	$3,200
Preventative Maintenance/3R EDF	Countywide	Countywide	Resurface	2018-2022	$640
Preventative Maintenance/3R STL	Countywide	Countywide	Resurface	2018-2022	$4,595
Preventative Maintenance/3R STU	Countywide	Countywide	Resurface	2018-2022	$8,323
Safety Programs					
Guardrail Program	Countywide	Countywide	Guardrail Upgrades	2018-2022	$500
Intersection Improvement Program	Countywide	Countywide	Intersection Improvement	2018-2022	$1,500
Non-Motorized Program	Countywide	Countywide	Non-Motorized	2018-2022	$1,500
Road Projects					
Ann Arbor-Saline Road	Pittsfield	Oak Valley Dr to Lohr/Waters Rd	Concrete Repairs	2018	$80
Baker Road	Scio/City of Dexter	At Shield Rd and At Dan Hoey Rd	Roundabout	2018	$1,320
Carpenter Road	York/Pittsfield	Judd Rd to Textile Rd	Resurface	2018	$842
Carpenter Road	Pittsfield	At Cloverlane Drive	Traffic Signal Installation	2018	$215

Washtenaw County Road Commission

Planned Capital Investments 2018-2022

Project/Program	Planning Area	Project Limits	Project Type	Construction Year	Total Cost ($1,000s)
Cross Street	Ypsilanti	Ypsilanti City Limits to Harris Rd	Resurface	2018	$198
Dexter-Ann Arbor Road	Scio	Dan Hoey Rd to Zeeb Rd	Resurface	2018	$858
Ellsworth Road	Pittsfield	Carpenter Rd to Golfside Rd	Resurface	2018	$1,001
Hack Road/Goodrich Road	Saline	County Line to Arkona Rd	Resurface	2018	$281
Harris Road	Ypsilanti	Michigan Av to Holmes Rd	Reconstruct	2018	$1,725
Huron River Drive	Webster	1.0 mi NW of Mast Rd to Mast Rd	Resurface	2018	$171
Huron River Trail - B2B (Segment D1)	Scio	Dexter-Huron Park to Zeeb Rd	Non-Motorized	2018	$4,123
Huron Waterloo Trail	Lyndon/Sylvan	Werkner Rd to N. Territorial Rd	Non-Motorized	2018	$2,400
Joy Road	Webster	Zeeb Rd to Webster Church Rd	Resurface	2018	$193
Mast Road	Webster	N. Territorial Rd to County-Line	Safety - Roadside	2018	$634
N. Territorial Road	Northfield/Salem	Spencer Rd to Gotfredson Rd	Safety - Roadside	2018	$553
Old US-12 / Fletcher Road	Lima	Freer Rd to I-94 / I-94 to Old US-12Resurface		2018	$516
Textile Road	Pittsfield	State Rd to Michigan Av (US-12)	Pave Gravel Road	2018	$3,872
Textile Road Non-Motorized Path (PTG)	Pittsfield	Marshview Park to Platt Rd	Non-Motorized	2018	$1,553

December 19, 2017

Funding Local Road Improvements: Options for Townships

Townships are not legally required to contribute to the construction, reconstruction or maintenance of county roads. However, Act 51 does limit how much state funding the Road Commission can spend on local county road construction. Often WCRC is limited to no more than 50% of the project's total cost. The other 50% of a project's cost must come from a "local source" – which often takes the form of a township contribution.

While the recently approved countywide millage and new state revenue will help improve our primary road system, we still have 1,060 miles of local roads that need maintenance and repairs. Washtenaw County is not alone in its challenges securing needed funding. Looking beyond county lines, we see townships throughout Michigan turning to township millages or special assessment districts as a tool to generate the revenue needed to repair and maintain roadways.

In 2016, 75 townships throughout Michigan placed a road millage on the ballot. 93% of the millages passed; 70 passed, and only five failed. The average rate of passage was 67% of voters. We saw our county-wide millage pass by 71% during the November election. We have found that voters tend to support road taxes when there is a detailed plan and a commitment to raise and keep the funds local.

Described below are three options available to townships to raise revenue that can match WCRC's contributions on local road improvements:

Act 51 Millage

Act 51 established the Michigan Transportation Fund (MTF) which distributes state-generated funds to county road agencies, cities/villages and the Michigan Department of Transportation. Act 51 also outlines two options for townships to raise revenue for the maintenance and improvement of local roads.

- Township boards can levy a property tax of no more than 3 mills in any year, without a vote of the people, for the maintenance or improvement of county roads within the township.
- With voter approval, township boards may levy a property tax of no more than 6 mills in any year for the maintenance or improvement of county roads within the township.

Read more in Act 51, section 247.670 "UNEXPENDED BALANCES OF TOWNSHIP FUNDS; APPROPRIATION FOR LOCAL ROAD MAINTENANCE OR IMPROVEMENT"

Township-wide Millage

Section 6 of Article IX of the Constitution of Michigan of 1963 authorizes townships to levy millages with a majority vote of the people. Ypsilanti Charter Township used this option in 2016 to place Proposition C on the ballot to fund recreation, bike paths, sidewalks, roads, parks and general operating purposes. The measure passed with 58% of the vote.

Special Assessment Districts: Township-wide or Neighborhood-to-Neighborhood

Public Act 188 of 1954 allows townships to pay for road improvements through a special assessment district (SAD). Act 188 outlines a specific process for levying a SAD. Scio Township's Board approved a township-wide SAD in 2013 which will raise $500,000 annually for ten years and will fund improvements on all the gravel roads in the township. Numerous other townships in Michigan have taken this approach. Scio and Lodi Township have also approved neighborhood SAD projects, which are generally initiated by neighbors in a specific subdivision.

TOWNSHIP CONTRIBUTION SUMMARY 2012 - 2017

TOWNSHIP	TOTAL 2012	TOTAL 2013	TOTAL 2014	TOTAL 2015	TOTAL 2016	TOTAL 2017	5 Year Average	Contributions per Capita
ANN ARBOR	$ 54,000	$ 122,000	$ 224,919	$ 43,175	$ 112,300	$ 655,069	$ 201,910.50	$ 49.65
AUGUSTA	$ 202,000	$ 203,000	$ 192,169	$ 158,618	$ 190,800	$ 120,462	$ 177,841.50	$ 26.37
BRIDGEWATER	$ 34,000	$ -	$ 40,306	$ 54,651	$ 30,400	$ 28,244	$ 31,266.83	$ 18.68
DEXTER	$ 105,000	$ 82,000	$ 536,784	$ 55,724	$ 22,200	$ 22,346	$ 137,342.33	$ 22.73
FREEDOM	$ 45,000	$ 57,000	$ 31,716	$ 51,334	$ 47,100	$ 28,315	$ 43,410.83	$ 30.40
LIMA	$ 51,000	$ 70,000	$ 117,285	$ 118,676	$ 171,300	$ 207,502	$ 122,627.17	$ 37.08
LODI	$ 415,000	$ 141,000	$ 483,502	$ 67,065	$ 602,000	$ 339,568	$ 341,355.83	$ 56.35
LYNDON	$ 23,000	$ 16,000	$ 45,285	$ 19,390	$ 38,500	$ 32,588	$ 29,127.17	$ 10.71
MANCHESTER	$ 128,000	$ 47,000	$ 64,246	$ 77,675	$ 59,000	$ 124,690	$ 83,435.17	$ 33.67
NORTHFIELD	$ 62,000	$ 84,000	$ 93,195	$ 109,907	$ 99,800	$ 107,816	$ 92,786.33	$ 11.25
PITTSFIELD	$ 792,000	$ 393,000	$ 880,819	$ 907,340	$ 841,100	$ 959,392	$ 795,608.50	$ 22.95
SALEM	$ 296,000	$ 1,042,000	$ 459,327	$ 425,626	$ 525,400	$ 573,943	$ 553,716.00	$ 98.40
SALINE	$ 92,000	$ 110,000	$ 143,066	$ 159,024	$ 180,900	$ 136,294	$ 136,880.67	$ 72.19
SCIO	$ 1,245,000	$ 833,000	$ 1,108,452	$ 1,269,480	$ 1,015,000	$ 225,960	$ 949,482.00	$ 57.65
SHARON	$ 34,000	$ 20,000	$ 14,755	$ 24,306	$ 26,800	$ 28,926	$ 24,797.83	$ 14.28
SUPERIOR	$ 280,000	$ 322,000	$ 324,001	$ 244,797	$ 491,300	$ 411,799	$ 345,649.50	$ 26.47
SYLVAN	$ 10,000	$ 8,000	$ 26,852	$ 73,968	$ 38,100	$ 81,838	$ 39,793.00	$ 14.05
WEBSTER	$ 153,000	$ 89,000	$ 16,019	$ 15,765	$ 190,500	$ 368,739	$ 138,837.17	$ 21.94
YORK	$ 34,000	$ 108,000	$ 418,883	$ 460,000	$ 121,800	$ 146,686	$ 214,894.83	$ 24.68
YPSILANTI	$ 4,970,000	$ 2,794,000	$ 2,510,384	$ 1,048,026	$ 826,800	$ 941,218	$ 2,181,738.00	$ 40.89
	$ 9,025,000	**$ 6,541,000**	**$ 7,731,965**	**$ 5,384,547**	**$ 5,631,100**	**$ 5,541,395**	$ 6,642,501.17	**$ 34.52**

Five year avg. 2012 - 2017 **$ 6,642,501**

03/06/2018

2018 Summary of Paved Local and Subdivision Roads Needs for each TOWNSHIP

TOWNSHIP	Crack Seal Road Miles	Crack Sealing at $8k/mi	Surface Treatment Road Miles	Surface Treatment at $32k/mi	Mill & Overlay Road Miles	Mill & Overlay at $190k/mi	Mill & 2 -Course Overlay- Road Miles	Mill & 2 - Course Overaly @ $ 320k/mi	Total Needs for Local & Subd Paved Roads	2018 Average 10 year Expediture Needs for Paved Roads	2014 Average 10 year Expediture Needs for Paved Roads
ANN ARBOR	0.0	$ -	1.7	$ 54,400	1.7	$ 323,000	4.8	$ 1,536,000	$ 1,913,400	$ 191,340	$ 90,100
AUGUSTA	0.2	$ 1,600	1.3	$ 41,600	2.5	$ 475,000	4.0	$ 1,280,000	$ 1,798,200	$ 179,820	$ 57,245
BRIDGEWATER	0.0	$ -	0.0	$ -	0.0	$ -	1.0	$ 320,000	$ 320,000	$ 32,000	
DEXTER	2.7	$ 21,600	0.4	$ 12,800	3.0	$ 570,000	6.6	$ 2,112,000	$ 2,716,400	$ 271,640	$ 196,000
FREEDOM	0.5	$ 4,000	0.0	$ -	0.5	$ 95,000	2.5	$ 800,000	$ 899,000	$ 89,900	$ 15,000
LIMA	0.0	$ -	0.4	$ 12,800	1.0	$ 190,000	3.1	$ 992,000	$ 1,194,800	$ 119,480	$ 46,190
LODI	3.3	$ 26,400	0.6	$ 19,200	0.2	$ 38,000	8.0	$ 2,560,000	$ 2,643,600	$ 264,360	$ 210,700
LYNDON	0.0	$ -	0.0	$ -	0.0	$ -	0.0	$ -	$ -	$ -	
MANCHESTER	0.0	$ -	2.4	$ 76,800	0.8	$ 152,000	4.5	$ 1,440,000	$ 1,668,800	$ 166,880	
NORTHFIELD	2.0	$ 16,000	0.8	$ 25,600	1.8	$ 342,000	6.2	$ 1,984,000	$ 2,367,600	$ 236,760	$ 119,290
PITTSFIELD	10.0	$ 80,000	10.0	$ 320,000	20.3	$ 3,857,000	40.6	$ 12,992,000	$ 17,249,000	$ 1,724,900	$ 521,750
SALEM	1.6	$ 12,800	0.9	$ 28,800	1.6	$ 304,000	4.5	$ 1,440,000	$ 1,785,600	$ 178,560	$ 22,020
SALINE	0.0	$ -	0.0	$ -	0.6	$ 114,000	0.9	$ 288,000	$ 402,000	$ 40,200	$ 21,900
SCIO	8.0	$ 64,000	6.5	$ 208,000	2.1	$ 399,000	11.5	$ 3,680,000	$ 4,351,000	$ 435,100	$ 285,750
SHARON	0.0	$ -	0.2	$ 6,400	2.0	$ 380,000	6.0	$ 1,920,000	$ 2,306,400	$ 230,640	$ -
SUPERIOR	5.1	$ 40,800	4.9	$ 156,800	6.5	$ 1,235,000	13.4	$ 4,288,000	$ 5,720,600	$ 572,060	$ 238,650
SYLVAN	0.0	$ -	5.0	$ 160,000	1.7	$ 323,000	5.0	$ 1,600,000	$ 2,083,000	$ 208,300	$ 266,800
WEBSTER	0.2	$ 1,600	0.0	$ -	0.4	$ 76,000	1.0	$ 320,000	$ 397,600	$ 39,760	$ 23,400
YORK	4.0	$ 32,000	5.3	$ 169,600	7.0	$ 1,330,000	14.0	$ 4,480,000	$ 6,011,600	$ 601,160	$ 343,610
YPSILANTI	21.2	$ 169,600	21.7	$ 694,400	42.0	$ 7,980,000	52.0	$ 16,640,000	$ 25,484,000	$ 2,548,400	$ 461,800
TOTALS	**58.8**	**$ 470,400**	**62.1**	**$ 1,987,200**	95.7	**$ 18,183,000**	189.6	**$ 60,672,000**	**$ 81,312,600**	**$ 8,131,260**	**$ 2,920,205**

Summary of Gravel Local Roads Needs for each TOWNSHIP

TOWNSHIP	Local Gravel Road Miles	Local Gravel Road Needs at $90k/mi	Subdivision Gravel Road Miles	Subd. Gravel Road Needs at $ 60k/mi	Total Needs for Local & Subd Gravel Roads	Average 10 year Expediture Needs for Gravel Roads
ANN ARBOR	10.7	$ 963,000	5.6	$ 336,000	$ 1,299,000	$ 129,900
AUGUSTA	48.7	$ 4,383,000	2.0	$ 120,000	$ 4,503,000	$ 450,300
BRIDGEWATER	38.7	$ 3,483,000	0.0	$ -	$ 3,483,000	$ 348,300
DEXTER	23.4	$ 2,106,000	2.0	$ 120,000	$ 2,226,000	$ 222,600
FREEDOM	46.7	$ 4,203,000	0.0	$ -	$ 4,203,000	$ 420,300
LIMA	41.6	$ 3,744,000	0.0	$ -	$ 3,744,000	$ 374,400
LODI	41.0	$ 3,690,000	0.6	$ 36,000	$ 3,726,000	$ 372,600
LYNDON	35.2	$ 3,168,000	2.5	$ 150,000	$ 3,318,000	$ 331,800
MANCHESTER	46.2	$ 4,158,000	0.9	$ 54,000	$ 4,212,000	$ 421,200
NORTHFIELD	45.7	$ 4,113,000	3.9	$ 234,000	$ 4,347,000	$ 434,700
PITTSFIELD	11.2	$ 1,008,000	3.2	$ 192,000	$ 1,200,000	$ 120,000
SALEM	36.8	$ 3,312,000	1.0	$ 60,000	$ 3,372,000	$ 337,200
SALINE	28.5	$ 2,565,000	0.3	$ 18,000	$ 2,583,000	$ 258,300
SCIO	22.8	$ 2,052,000	10.7	$ 642,000	$ 2,694,000	$ 269,400
SHARON	34.9	$ 3,141,000	0.0	$ -	$ 3,141,000	$ 314,100
SUPERIOR	30.9	$ 2,781,000	0.9	$ 54,000	$ 2,835,000	$ 283,500
SYLVAN	27.1	$ 2,439,000	1.0	$ 60,000	$ 2,499,000	$ 249,900
WEBSTER	41.3	$ 3,717,000	2.2	$ 132,000	$ 3,849,000	$ 384,900
YORK	26.9	$ 2,421,000	1.8	$ 108,000	$ 2,529,000	$ 252,900
YPSILANTI	4.0	$ 360,000	0.3	$ 18,000	$ 378,000	$ 37,800
TOTALS	642.3	**$ 57,807,000**	38.9	**$ 2,334,000**	**$ 60,141,000**	**$ 6,014,100**

Summary of Revenue Generated with a TOWNSHIP Wide Special Assessment District (SAD)

TOWNSHIP	Parcel Count	Revenue at $ 90/parcel	Revenue at $ 100/parcel	Revenue at $110/parcel	Revenue at $ 120/parcel	Revenue at $ 130/parcel	Revenue at $ 140/parcel	Revenue at $ 150/parcel
ANN ARBOR	1,850	$ 166,500	$ 185,000	$ 203,500	$ 222,000	$ 240,500	$ 259,000	$ 277,500
AUGUSTA	3,590	$ 323,100	$ 359,000	$ 394,900	$ 430,800	$ 466,700	$ 502,600	$ 538,500
BRIDGEWATER	1,150	$ 103,500	$ 115,000	$ 126,500	$ 138,000	$ 149,500	$ 161,000	$ 172,500
DEXTER	3,560	$ 320,400	$ 356,000	$ 391,600	$ 427,200	$ 462,800	$ 498,400	$ 534,000
FREEDOM	1,180	$ 106,200	$ 118,000	$ 129,800	$ 141,600	$ 153,400	$ 165,200	$ 177,000
LIMA	1,900	$ 171,000	$ 190,000	$ 209,000	$ 228,000	$ 247,000	$ 266,000	$ 285,000
LODI	2,650	$ 238,500	$ 265,000	$ 291,500	$ 318,000	$ 344,500	$ 371,000	$ 397,500
LYNDON	1,660	$ 149,400	$ 166,000	$ 182,600	$ 199,200	$ 215,800	$ 232,400	$ 249,000
MANCHESTER	3,000	$ 270,000	$ 300,000	$ 330,000	$ 360,000	$ 390,000	$ 420,000	$ 450,000
NORTHFIELD	4,620	$ 415,800	$ 462,000	$ 508,200	$ 554,400	$ 600,600	$ 646,800	$ 693,000
PITTSFIELD	12,300	$ 1,107,000	$ 1,230,000	$ 1,353,000	$ 1,476,000	$ 1,599,000	$ 1,722,000	$ 1,845,000
SALEM	3,490	$ 314,100	$ 349,000	$ 383,900	$ 418,800	$ 453,700	$ 488,600	$ 523,500
SALINE	1,350	$ 121,500	$ 135,000	$ 148,500	$ 162,000	$ 175,500	$ 189,000	$ 202,500
SCIO	6,000	$ 540,000	$ 600,000	$ 660,000	$ 720,000	$ 780,000	$ 840,000	$ 900,000
SHARON	1,160	$ 104,400	$ 116,000	$ 127,600	$ 139,200	$ 150,800	$ 162,400	$ 174,000
SUPERIOR	6,000	$ 540,000	$ 600,000	$ 660,000	$ 720,000	$ 780,000	$ 840,000	$ 900,000
SYLVAN	1,780	$ 160,200	$ 178,000	$ 195,800	$ 213,600	$ 231,400	$ 249,200	$ 267,000
WEBSTER	3,240	$ 291,600	$ 324,000	$ 356,400	$ 388,800	$ 421,200	$ 453,600	$ 486,000
YORK	3,170	$ 285,300	$ 317,000	$ 348,700	$ 380,400	$ 412,100	$ 443,800	$ 475,500
YPSILANTI	20,740	$ 1,866,600	$ 2,074,000	$ 2,281,400	$ 2,488,800	$ 2,696,200	$ 2,903,600	$ 3,111,000
TOTALS	**84,390**	**$ 7,595,100**	**$ 8,439,000**	**$ 9,282,900**	**$ 10,126,800**	**$ 10,970,700**	**$ 11,814,600**	**$ 12,658,500**

Local Road Special Assessment District Summary: 2009 - 2017

Project	Township	Construction Yr	Road Mileage (miles)	Project Cost
Wing Meadows	Scio	2009	0.61	$ 140,000
Varsity Drive	Pittsfield	2010	1.15	$ 300,000
Scio Hills	Scio	2010	1.39	$ 400,000
Uplands of Scio	Scio	2011	1.53	$ 400,000
Fox Ridge Court	Lodi	2012	0.30	$ 100,000
Waters Road	Lodi	2012	1.00	$ 100,000
Polo Fields	Scio	2012	4.60	$ 900,000
Park Road	Scio	2012	0.25	$ 150,000
Parkland Plaza	Scio	2013	1.20	$ 325,000
Newman Blvd	Scio	2013	0.20	$ 100,000
The Glade	Scio	2013	0.60	$ 180,000
Rose Drive	Scio	2013	0.52	$ 130,000
Newport Road	Ann Arbor	2014	0.50	$ 100,000
Brookview Highlands	Lodi	2014	1.60	$ 480,000
Yorkridge & Apple Hill	York	2014	1.30	$ 340,000
Carriage Hills	Dexter	2014	2.00	$ 587,000
Venture Dr	Pittsfield	2014	0.36	$ 111,000
Jackson Industrial & Interface Dr	Scio	2015	0.43	$ 126,000
Hayes	York	2015	1.84	$ 450,000
Brooks and Ridge	Scio	2015	0.53	$ 162,000
Lone Oak	Lodi	2016	1.58	$ 520,000
Scio Meadows	Scio	2016	0.57	$ 200,000
Ann Arbor Tech Park	Ann Arbor	2017	1.27	$ 815,000
TOTALS			25.33	$ 7,116,000

Township Taxable Valuation Data

Township	Taxable Valuation	Millage Amount			
		0.50	1.00	2.00	3.00
Ann Arbor	$482,650,050	$241,325.03	$482,650.05	$965,300.10	$1,447,950.15
Augusta	$200,848,017	$100,424.01	$200,848.02	$401,696.03	$602,544.05
Bridgewater	$94,334,800	$47,167.40	$94,334.80	$188,669.60	$283,004.40
Dexter	$339,238,532	$169,619.27	$339,238.53	$678,477.06	$1,017,715.60
Freedom	$100,953,350	$50,476.68	$100,953.35	$201,906.70	$302,860.05
Lima	$189,957,624	$94,978.81	$189,957.62	$379,915.25	$569,872.87
Lodi	$376,429,300	$188,214.65	$376,429.30	$752,858.60	$1,129,287.90
Lyndon	$130,967,000	$65,483.50	$130,967.00	$261,934.00	$392,901.00
Manchester	$180,313,050	$90,156.53	$180,313.05	$360,626.10	$540,939.15
Northfield	$343,517,940	$171,758.97	$343,517.94	$687,035.88	$1,030,553.82
Pittsfield	$1,603,066,200	$801,533.10	$1,603,066.20	$3,206,132.40	$4,809,198.60
Salem	$370,938,387	$185,469.19	$370,938.39	$741,876.77	$1,112,815.16
Saline	$103,804,000	$51,902.00	$103,804.00	$207,608.00	$311,412.00
Scio	$1,259,961,600	$629,980.80	$1,259,961.60	$2,519,923.20	$3,779,884.80
Sharon	$101,044,997	$50,522.50	$101,045.00	$202,089.99	$303,134.99
Superior	$550,559,700	$275,279.85	$550,559.70	$1,101,119.40	$1,651,679.10
Sylvan	$174,551,900	$87,275.95	$174,551.90	$349,103.80	$523,655.70
Webster	$411,799,400	$205,899.70	$411,799.40	$823,598.80	$1,235,398.20
York	$347,969,500	$173,984.75	$347,969.50	$695,939.00	$1,043,908.50
Ypsilanti	$1,037,151,347	$518,575.67	$1,037,151.35	$2,074,302.69	$3,111,454.04
Total	***$8,400,056,694***	***$4,200,028.35***	***$8,400,056.69***	***$16,800,113.39***	***$25,200,170.08***

03/07/2018